

PATRICK TEMPLETON

P.O. Box 45
NYC, NY 10013
347.499.4432
Templetonpa@gmail.com

EXPERIENCE

2013 – 2017: Designer at Henrybuilt

Henrybuilt designers work directly with homeowners to develop holistic integration of high end furniture systems into the architecture. In 4 years, I completed nearly 250 projects in over a dozen states and abroad. On nearly 100 projects, I was the sole practitioner leading the project and managing the client. In addition, I supported the growth of the team by training new members, troubleshooting tech issues, and providing design direction.

2009: Intern at Cahoon | Steiling Architects

Construction drawings for the Paragould High School in Paragould, AR.

2008: Intern at Stuck Associates Architects

Documentation of the firms archival drawings from the 1950s through the 1990s.

EDUCATION

University of Arkansas

Major: Bachelors of Architecture Professional
Minor: Art History and Criticism
Graduated: Spring 2013, Distinguished Honors, Magna Cum Laude
GPA: 3.763

School of Visual Arts

Design Writing Summer Intensive 2013

ACCOMPLISHMENTS

Publications:

- Essay titled “Memphis Blues Again” published in Desktop Mag 2014
- Essay titled “Snakitecture” published in ArtFile 2014
- Pella Essay Award for “Cardboard Columns and Postmodernism” 2011

Awards:

- Honors Study Abroad Grant for Peru 2012
- Honors Study Abroad Grant for Italy 2011
- Maurice Jennings Travel Award 2011
- Chancellor’s List 2011 & 2013
- Dean’s List 2008, 2009, 2010, 2012

Showcases:

- Work displayed in the Union Gallery 2012
- Work displayed in the School of Architecture Winter Showcase 2011
- Work displayed in the sUgAR Gallery, the Summer Showcase 2010
- Work displayed in the Vol Walker Gallery Winter Showcase 2009



HENRYBUILT

Henrybuilt is a luxury storage system company. Designers at Henrybuilt are experts in the design of spaces that are often the most difficult and complex in the home. Designers collaborate directly with clients and their teams to develop holistic solutions and achieve optimal integration of Henrybuilt's products.

Starting as an intern fresh out of undergraduate architecture school, I quickly advanced to managing my own projects. Over the four years at Henrybuilt, I supported the rapidly growing team by training new members, troubleshooting, and providing design direction.











250 PROJECTS

In four years, I completed roughly 250 projects in over a dozen states and abroad. Most projects focused on the kitchen, however many reached beyond to incorporate wardrobes, bathrooms, media, etc. I independently managed 105 projects. I assisted senior designers on over 140 projects including three houses developed by Henrybuilt.










BOSTON KITCHEN

The client for this project is an artist whose work was central to the conception of the design. Her works focused on the curated arrangement of discrete objects, semi out of scale, and often vibrantly colorful. Referencing the client's artworks, I designed the kitchen as a conglomeration of disparate elements with juxtaposed textures and strongly contrasting colors.

The original kitchen layout was tucked away in a corner and was not the centerpiece of the home. Therefore,I relocated the kitchen to the forefront of the space near the main entrance, which enabled a better living space and the opening of a large wall of windows.



This project started design in 2015 and was completed in 2016.

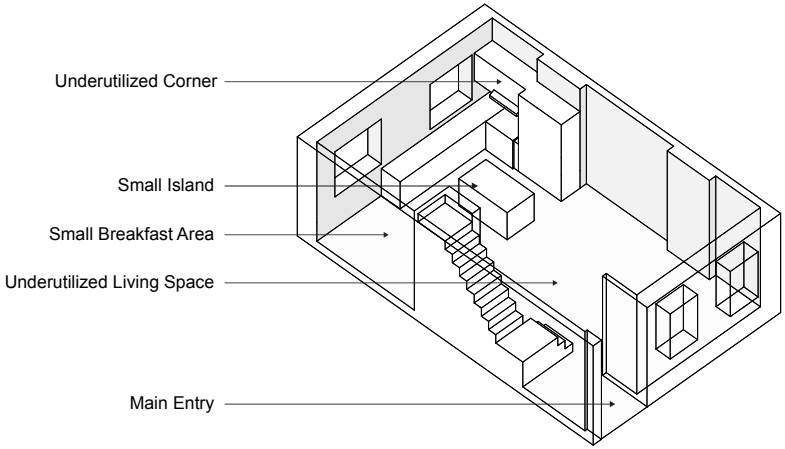

Existing Kitchen

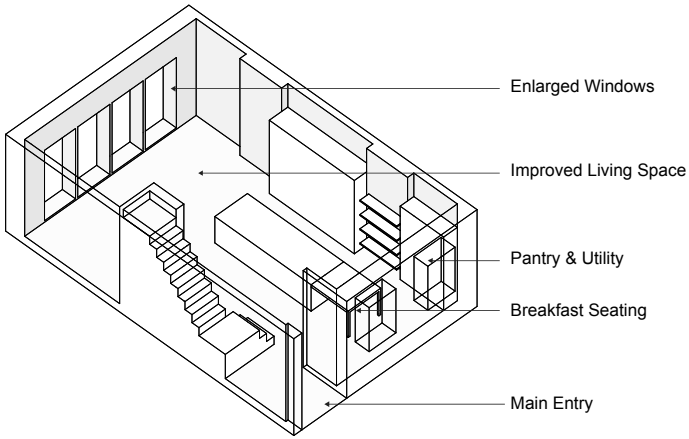

Renovated Kitchen



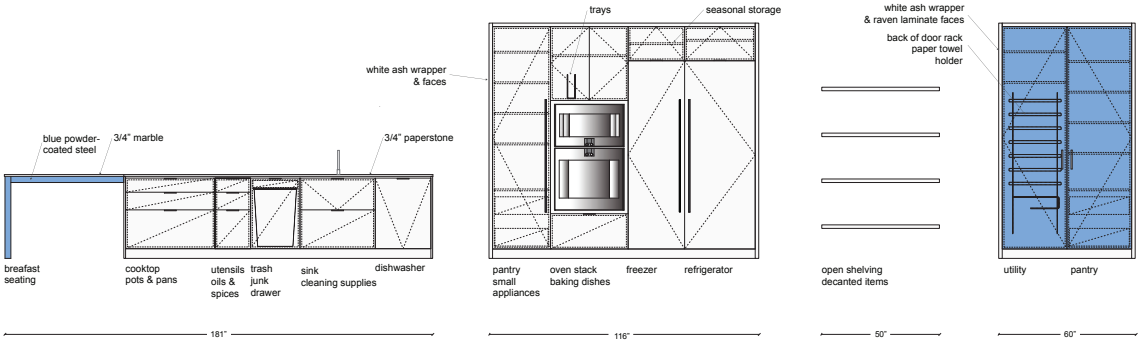

Schematic Elevations

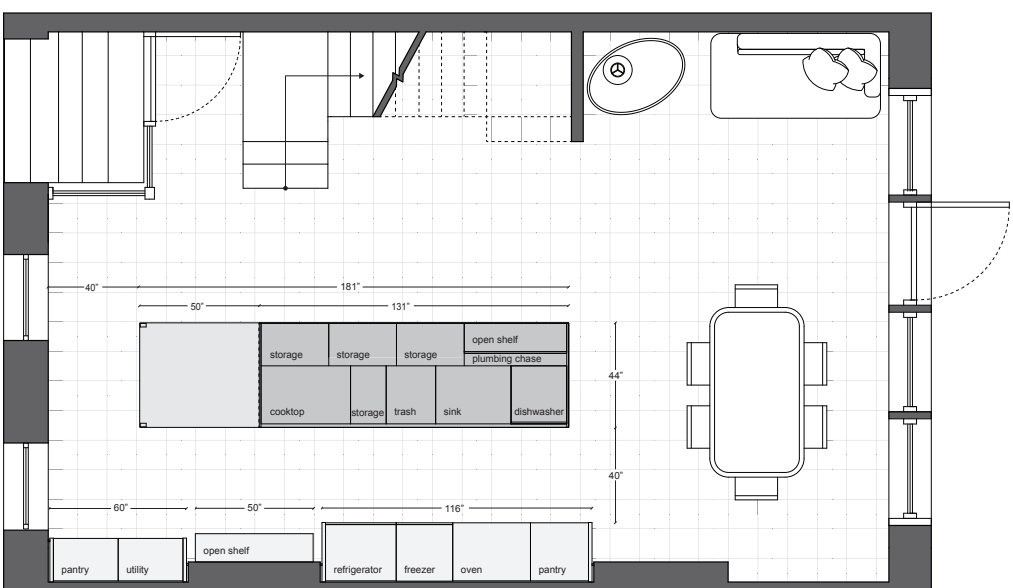

Schematic Plan





WILLIAMSBURG TOWNHOUSE

This four story townhouse in Williamsburg, Brooklyn is a speculative venture by a newly formed development group. Henrybuilt's scope of work is throughout the house and was envisioned as a significant selling point. While not directly designing the architectural schematic, I collaborated with the developers to improve the spaces. This collaboration continued through the design development into the project management and installation of the millwork. This project started design in 2014 and went on the market in 2016.





Henrybuit Scope of Work

Penthouse

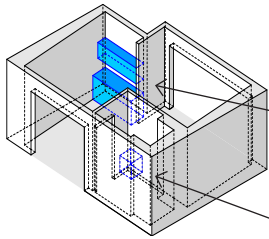

penthouse - wet bar

bath 3 - vanity

Master Suite

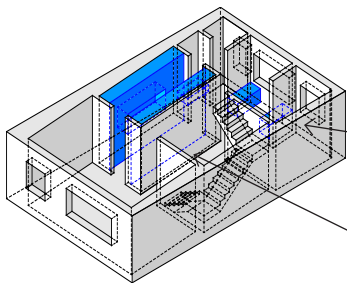

master bathroom - vanities - image 4

master wardrobe - image 3a and 3b

2nd Floor

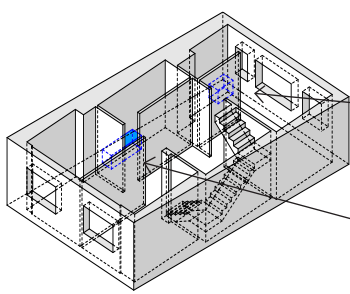

bath 2 - vanity

bath 1 - vanity

Ground Floor

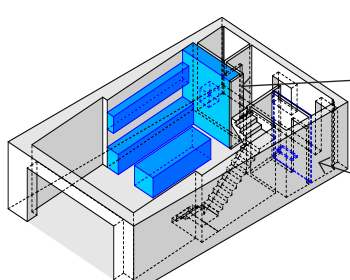

kitchen - image 1a and 1b

entry - wall panelling and bench - image 2


3a


4


3b


1a


2


1b

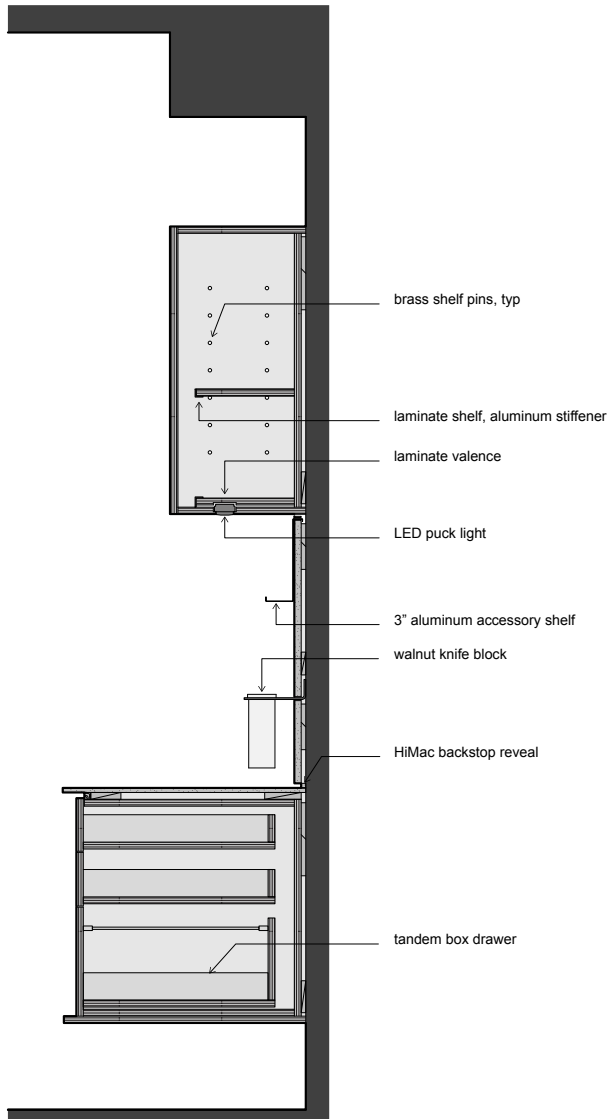

Detail Section



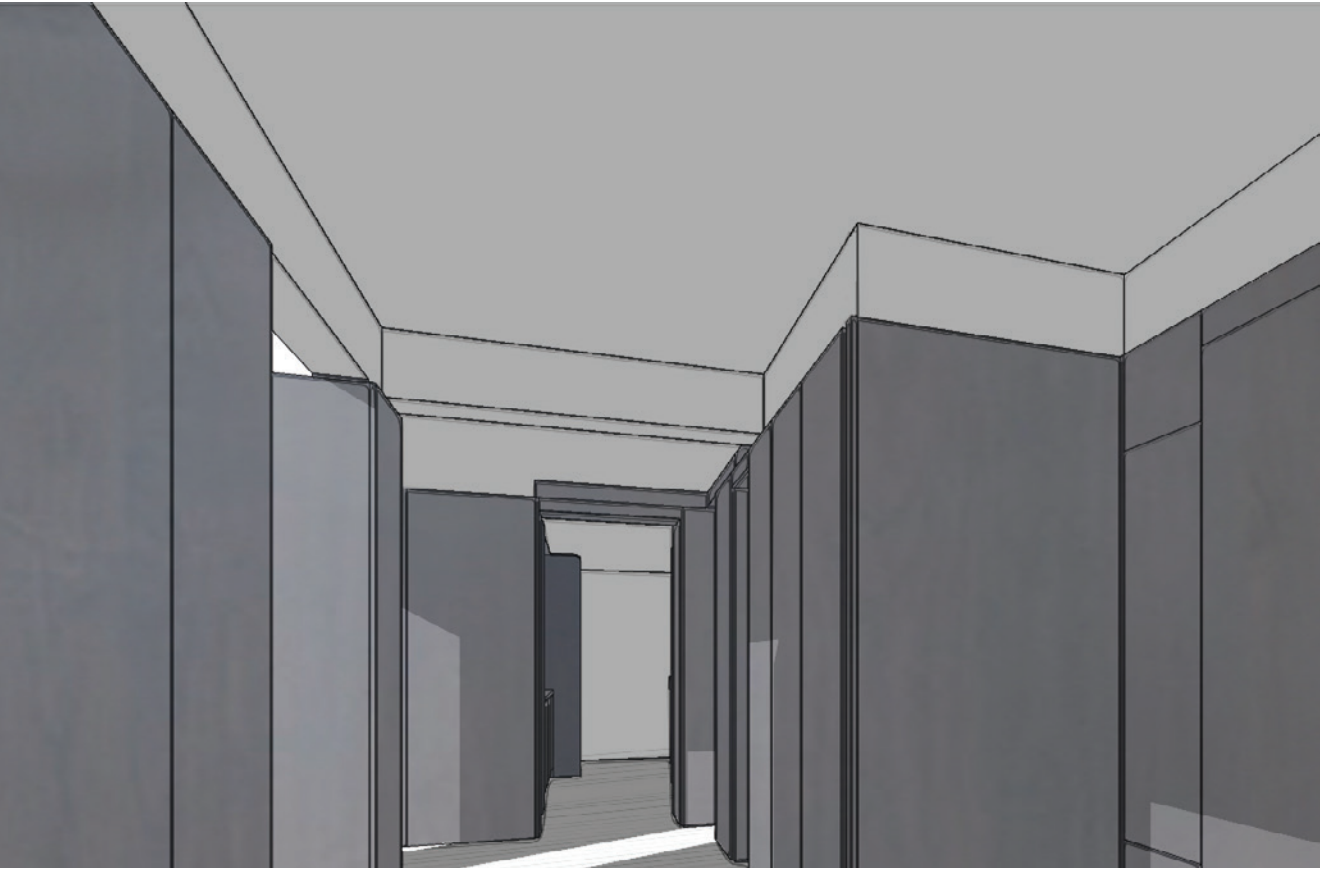

UPPER WEST SIDE LOFT

The objective of this renovation was to transform a cavernous prewar Manhattan apartment into a spacious loft. Demolishing partition walls connected the public spaces across the length of the apartment. This established a spine lined with Henrybuilt millwork, which creates a homogenous quality in an otherwise segmented apartment. I drove the design from schematic in collaboration with the project architect and interior designer. This project started in 2016 and completed installation in 2017.



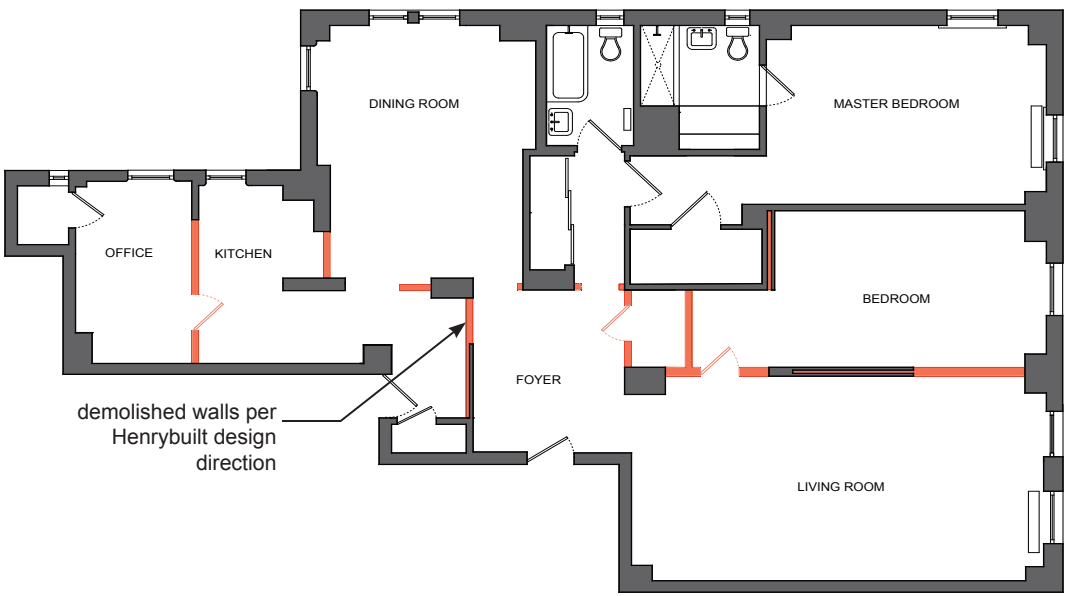

Demolition Plan

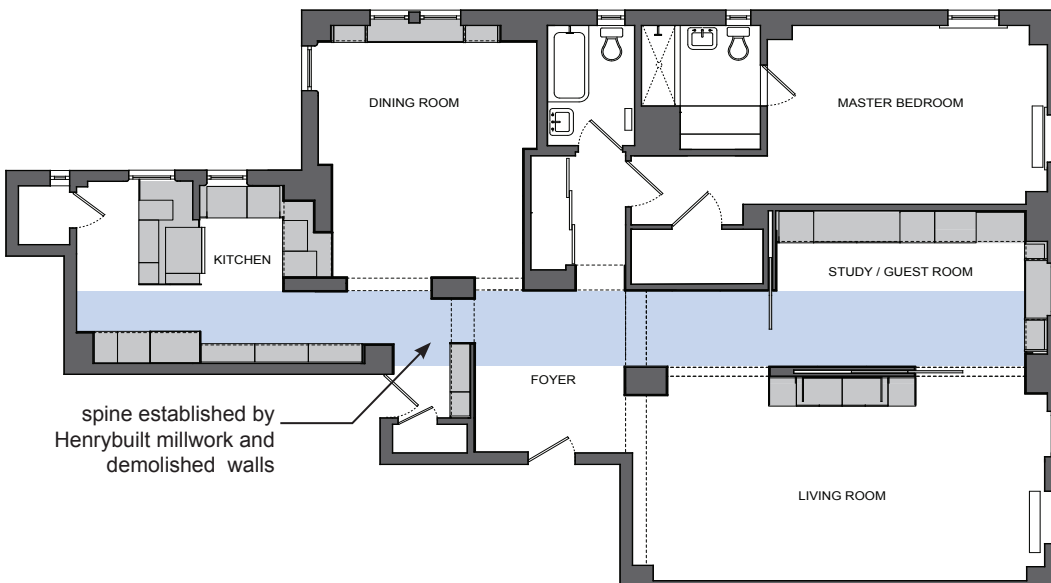

Renovated Plan



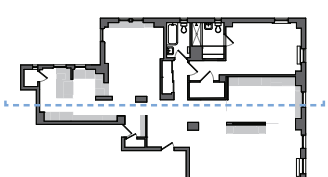

Section Along Project Spine





atrium sculpture gallery

CREATIVE CORRIDOR: LITTLE ROCK, AR

Urban deterioration has left the corner of Capital Avenue and Main Street, called the “junction of the state,” barren. In a revitalization effort the city is encouraging the redevelopment of Main Street into a Creative Corridor, an arts and cultural hub. Built on this intersection, this mixed-use mid-rise serves as the cornerstone of that development. It houses a black-box theatre, artists’ studios, gallery spaces, an art shop, as well as seven floors of offices. It balances the needs for urban densification with the openness of a public place.



Developed over one semester in 2011, with the instruction of Marlon Blackwell, the objective of this project was to address and synthesize the needs of a prominent public building from the integration with the urban context to the technical requirements of construction while maintaining a cogent vision of the building's form and spaces.



view north from capitol avenue and main street



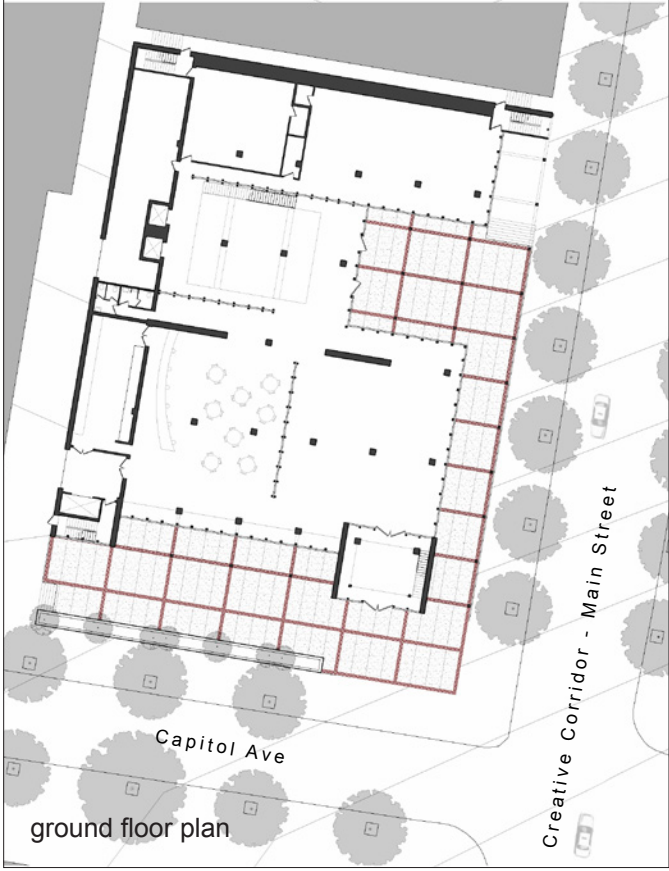

ground floor plan


model



3rd floor artist studio

This project explores the legibility of a grid, which is utilized for structure, integration of building systems, and definition of the of the spaces. The experience of this grid is both transparent and veiled. When approaching the grid diagonally the density of vertical elements creates a screen.



4th floor office

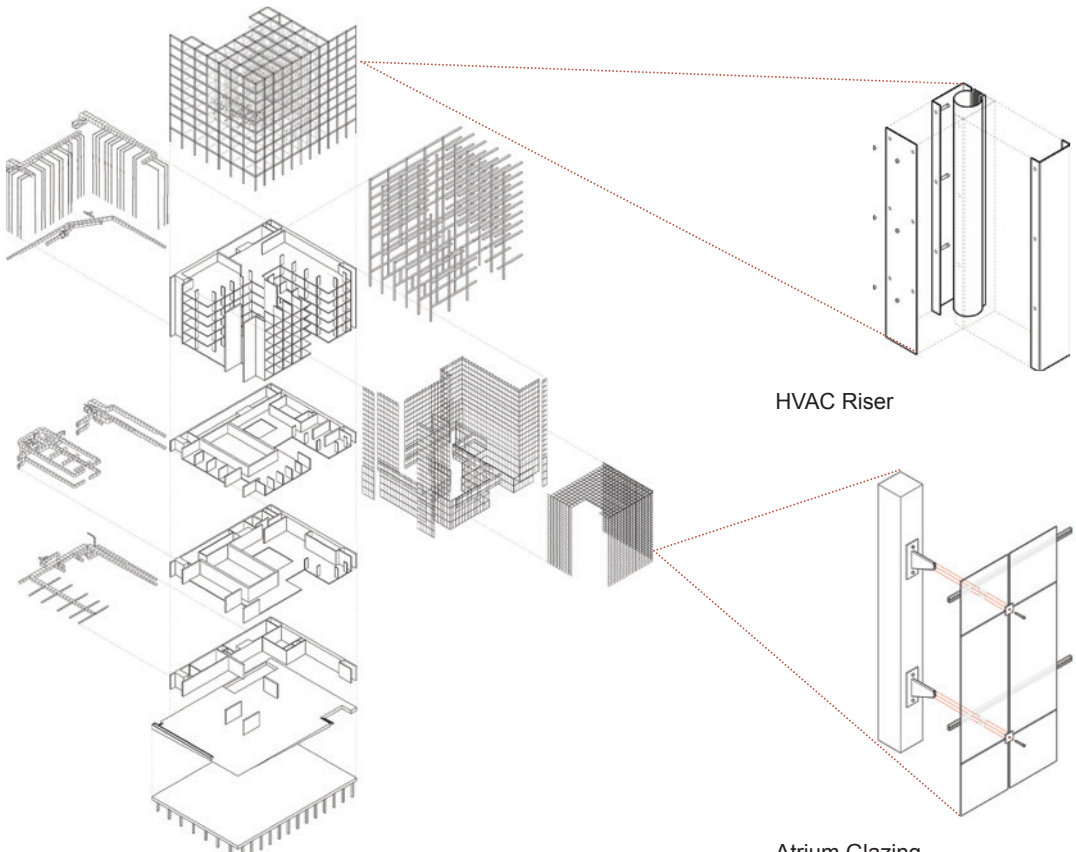

Systems Diagram



Cross Section Through Capitol Avenue

URBAN FORUM: CUZCO, PERU

Cuzco has lost a traditional building typology. The great hall historically served as a meeting place for public events and festivals. A rare vacant building now sits at the major intersection where the tourist filled historic center meets the residential zone. The site is surrounded by incessant traffic and traverses a severe slope. In response, this proposal is a sunken plaza surrounded by a screen-wall system. The project exploits the logic of a discrete architectural element and how through its pullulation it creates a tumultuous whole that defines a space and provides basic architectural necessities such as protection from rain, light, noise, etc.



hand drawn design board

This project explored medium and hand drawing. The design of this project was developed through a large 4’ by 6’ design presentation board that was drawn, erased, and redrawn over 6 weeks spent in Cuzco in 2012.



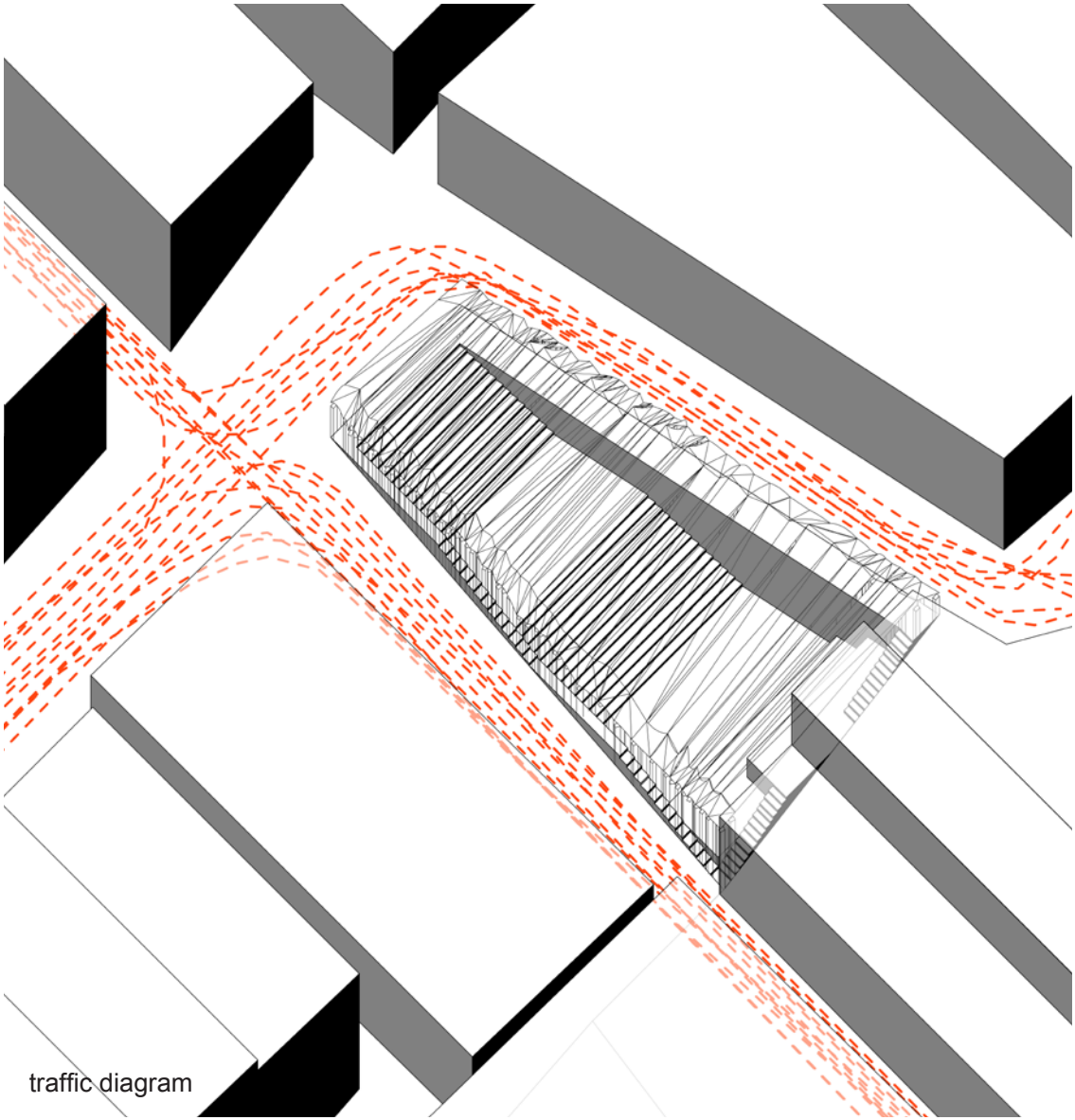

traffic diagram

The design consists of a few simple elements which are reinterpretations of ubiquitous qualities of space and construction in the Andes such as terracing and exposed rebar. This project utilizes terracing to create seating and event spaces. The project reinterprets the unfinished rebar protruding from concrete columns to create a tensile roof spanning an excavated space. Through the repetition and combination of these two simple elements a dramatic and complex space emerges.

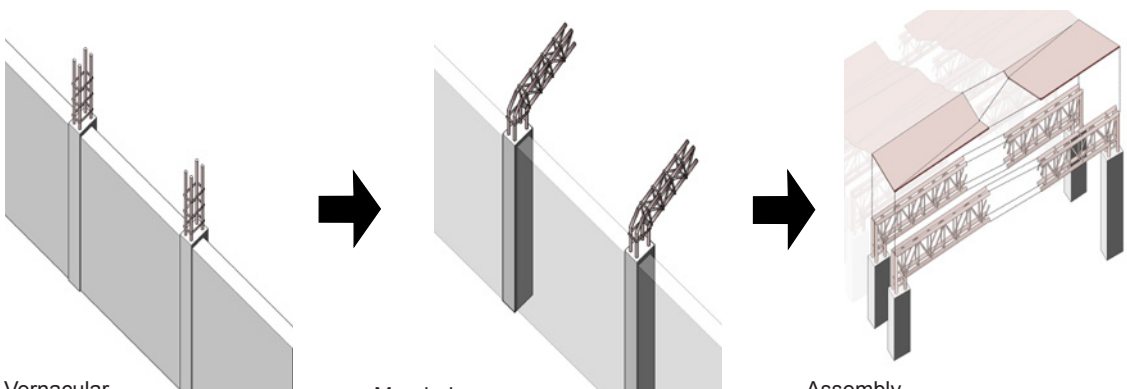

Vernacular

Morphology

Assembly



model



model

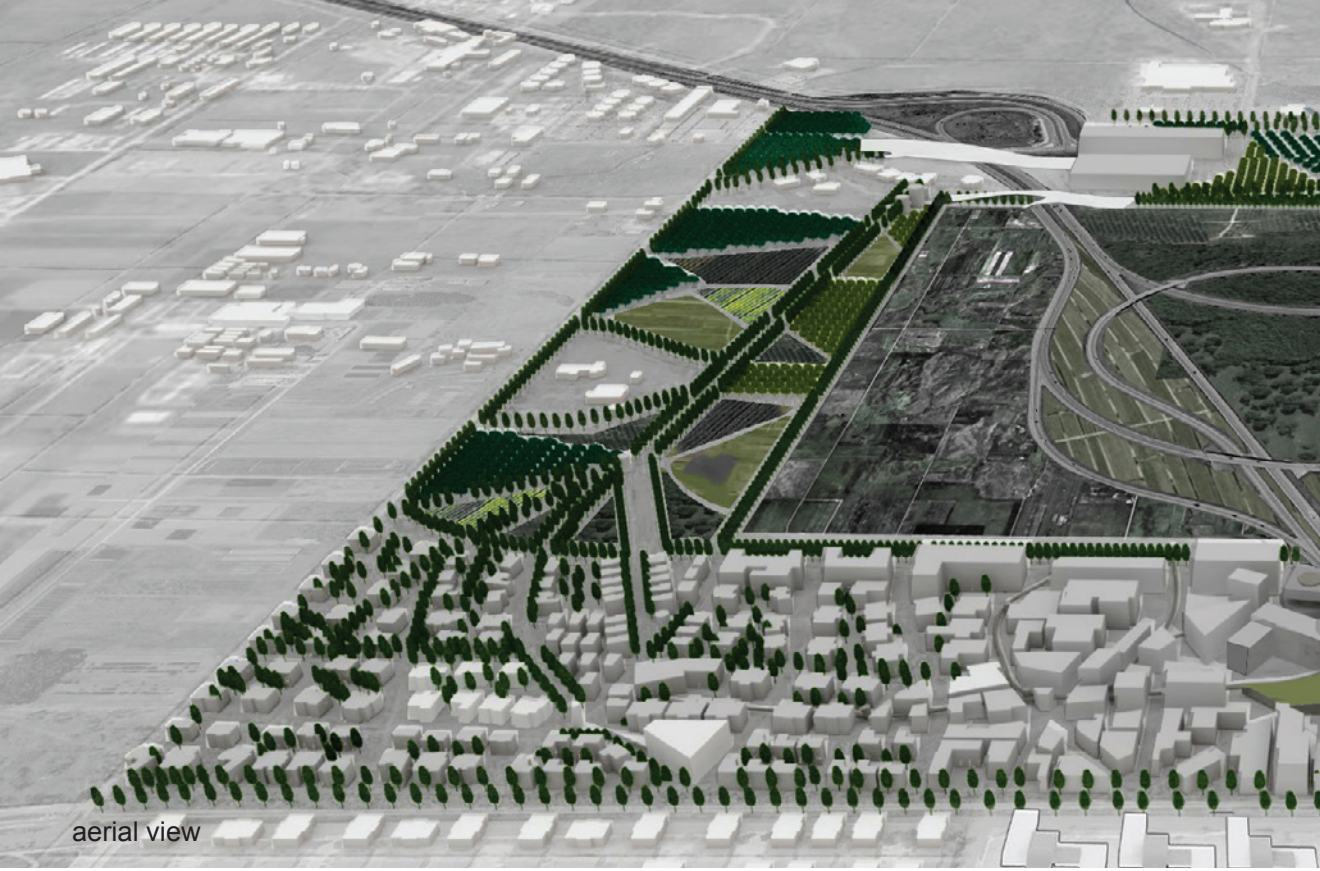

aerial view

FARM CITY 2030: FAYETTEVILLE, AR

This scenario plan developed a strategy for a self sufficient food infrastructure for Fayetteville, AR. The project contended with exigencies ranging from responsiveness to existing suburban development to the integration of agriculture and urban fabrics.

Based on the Jeffersonian Grid, this project represents a single replicable module. It merges two urban fabric types; the rational grid and the meandering network. It captures the clarity of the strong organizational system, and couples it with the density of an unplanned city. The frame configuration makes a place from the unpleasant highway interchange, as well as establish a clear urban edges that blocks the spread of suburban sprawl.



This project was developed over one semester at the University of Arkansas Community Design Center under the instruction of Stephen Luoni in 2012.

Master Plan: Key

- Urban Nodes
- New Buildings
- Existing Buildings
- Orchards
- Vineyards/Gardens
- Forests
- Fields
- Ponds/Riparian

study model





master plan

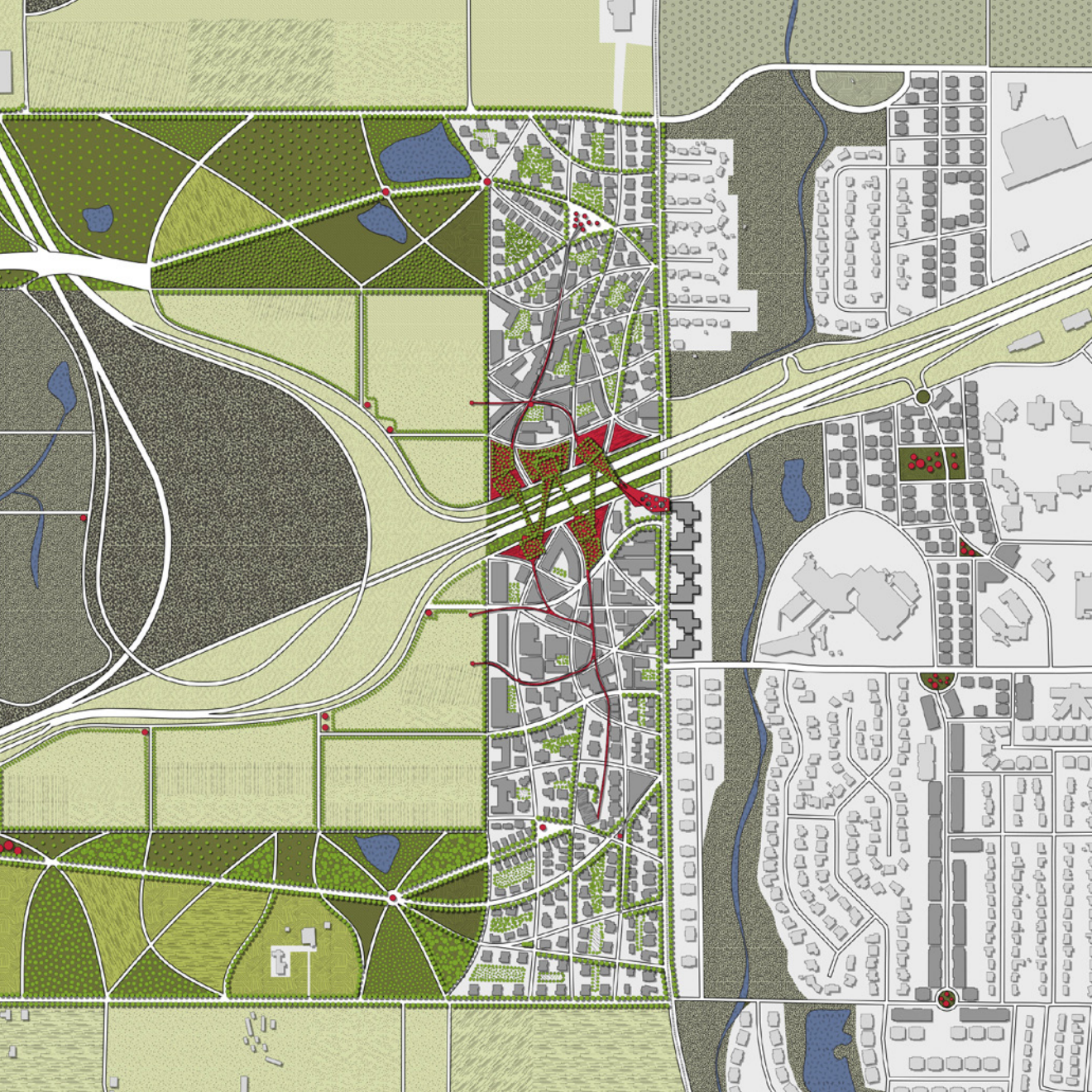



penthouse view over the grow bridges on the Fulbright Expy

To mitigate highways that cut through the site, hydroponic grow bridges link the two halves of the development and integrate agriculture into the heart of the neighborhood.



view from the grow bridge on I-540






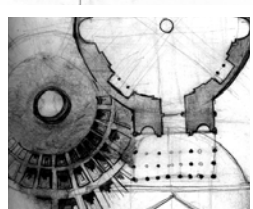


Travel Drawings

While at University of Arkansas, I studied abroad in Italy and Peru. I documented cities and ruins through experiential renderings, technical studies, and gestural sketches.










First Hand Rendering

