ARCHITECTURE

PORTFOLIO

AAMIR MAKDA

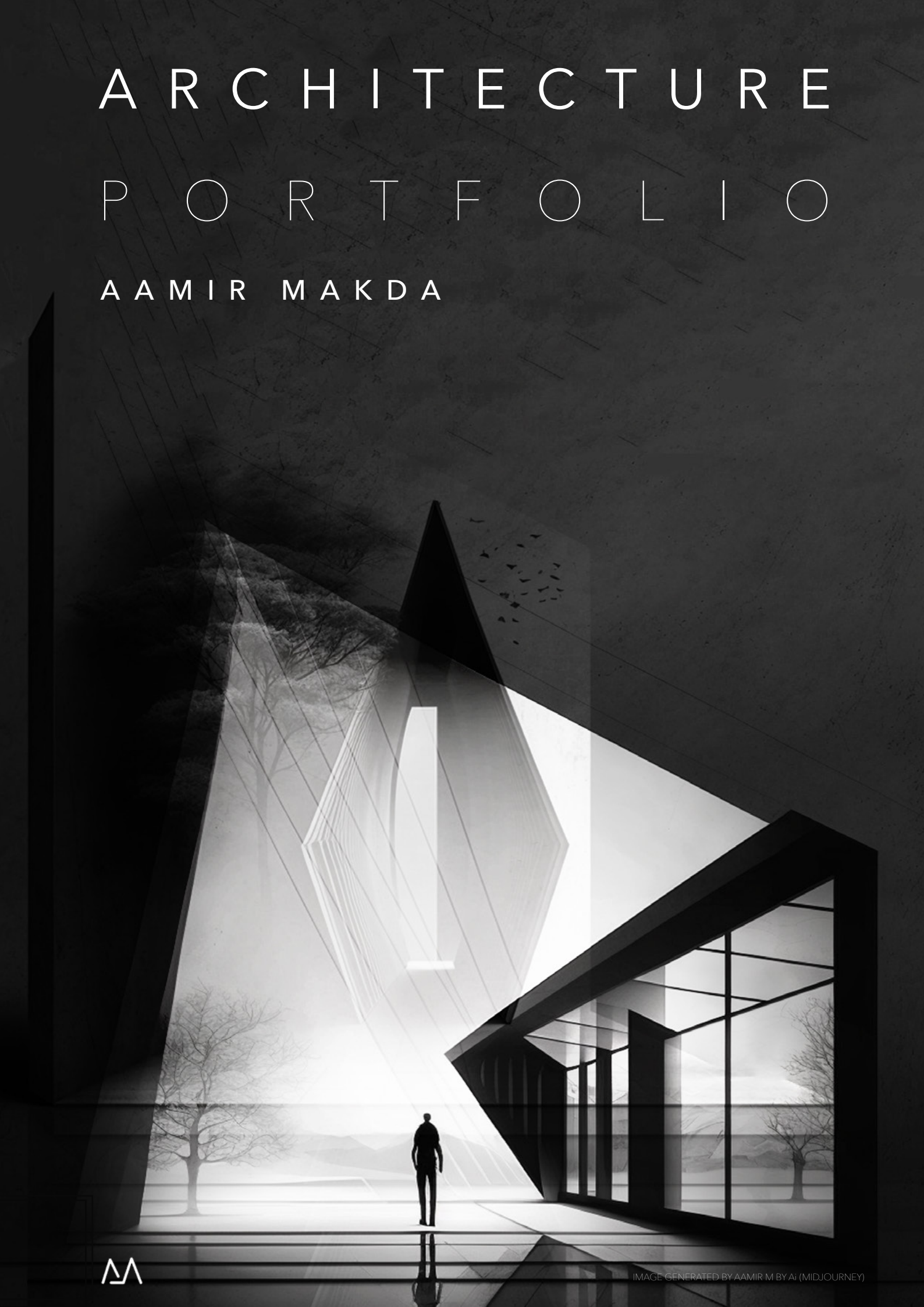

IMAGE GENERATED BY AAMIR M BY Ai (MIDJOURNEY)

SELECTED WORKS
2019-2023

CONTENTS

PROFESSIONAL WORK

01 Villa at Alibaug

02 Pva bunglow

03 452 Holiday

04 Proposed Rehab EFGH at Jivr for Acme Group

05 Working Drawings

ACADEMIC WORK

06 **Graduate Architecture Program**
Thesis Studio Project (Governor's Island)

07 **Bachelor's In Architecture**
Thesis Project - Autodrome

08 Mediums - AR/VR EXperiments

09 Mediums - Fabrication

VILLA AT ALIBAUG

01

A 6 Bedroom residential house for a family of 5 situated in Alibaug, Maharashtra, India.
The site had interesting topography features which needed to be embedded surrounding the structure.
The triangular form inspired by the clients religious beliefs developed through the design stage.





MASTER PLAN

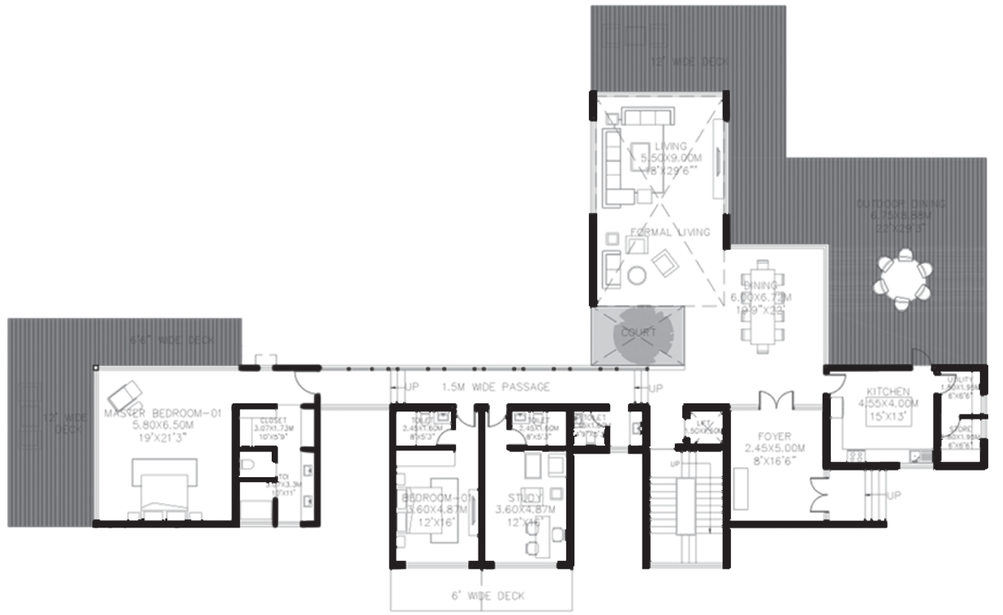

GROUND FLOOR PLAN

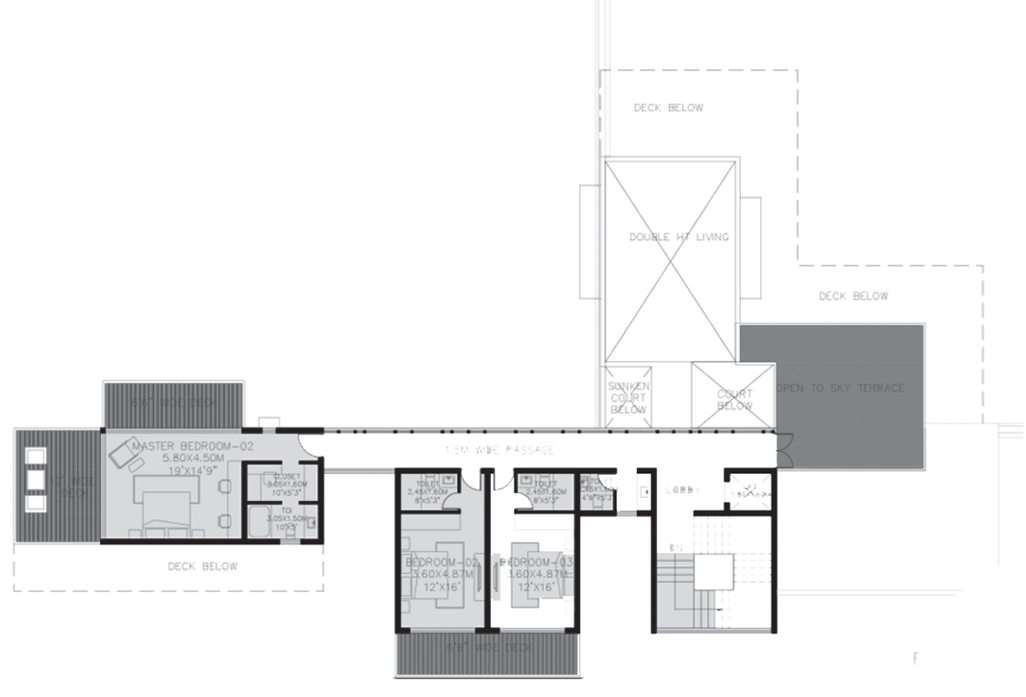

FIRST FLOOR PLAN



View 1



View 2



View 3



View 4

PVA BUNGLOW

02

A 5 Bedroom residential house for a family of 3 situated in Alibaug, Maharashtra, India.
The house had been contructed in 2015 and the clients wanted to design an extension to the existing house as a family guest house.
The extensions comprised of recreation and leisure program actvities along with guest bedrooms joining the existing house and guest house with an semi open glass pathway.



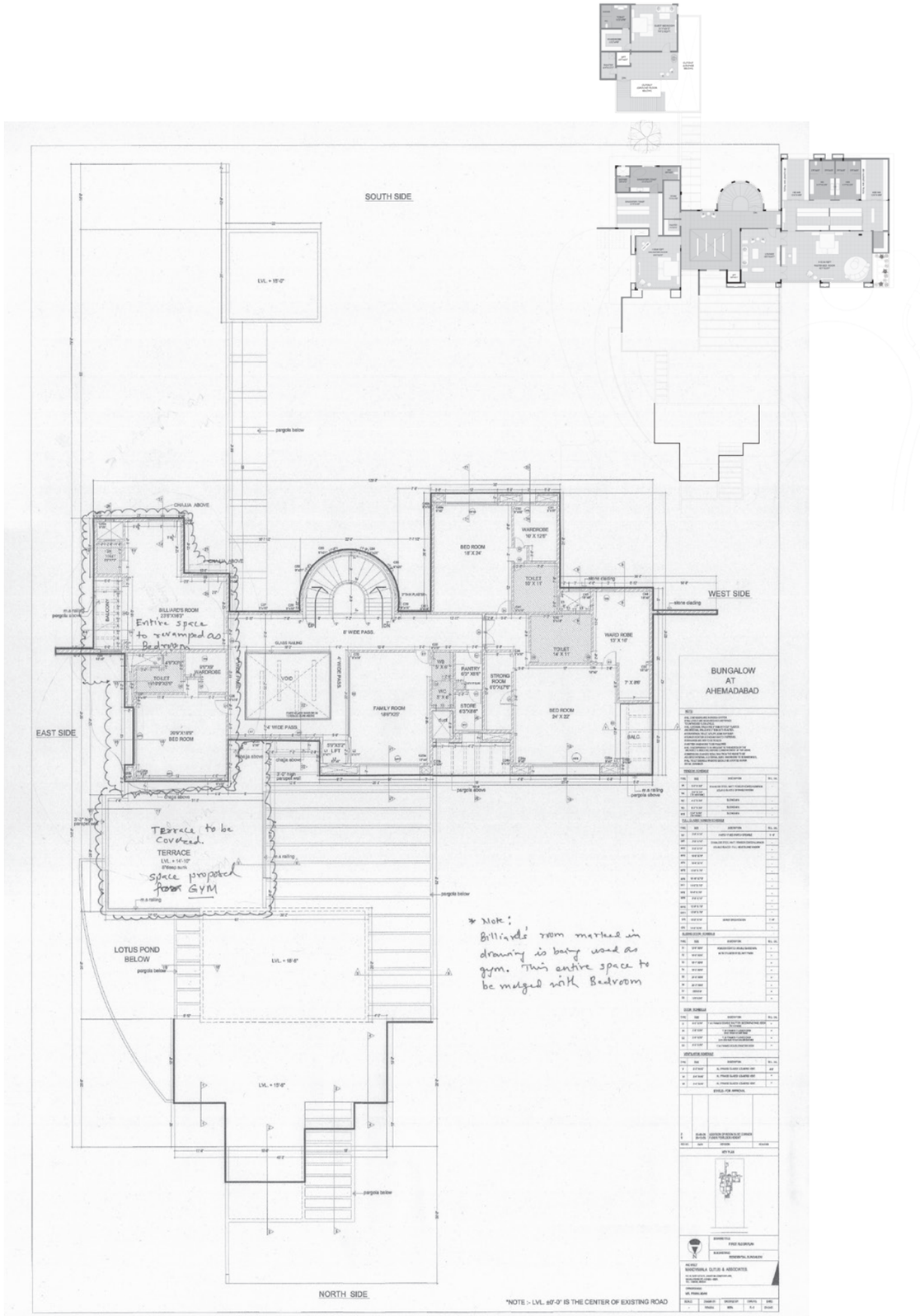

MASTER PLAN

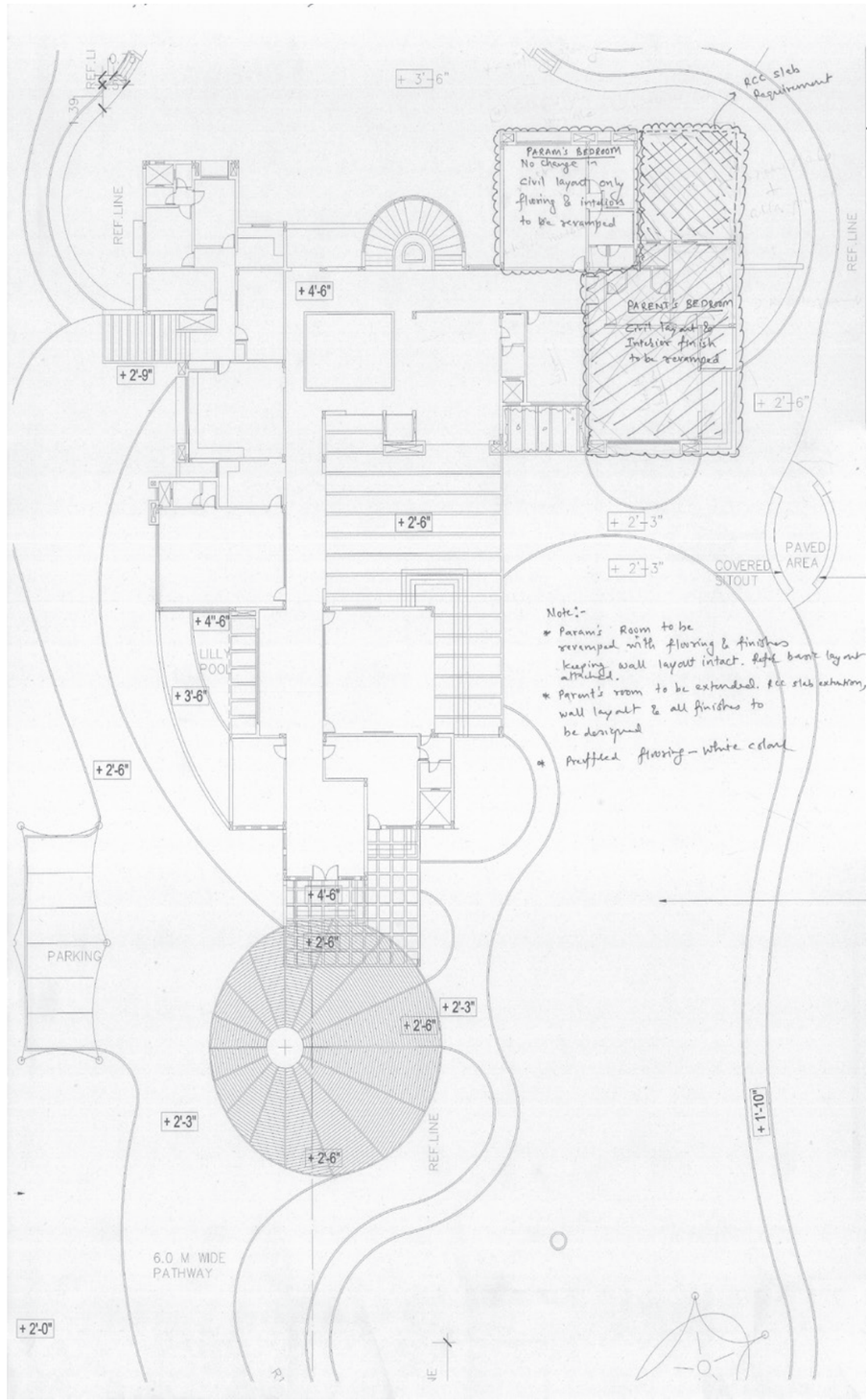

GROUND FLOOR PLAN

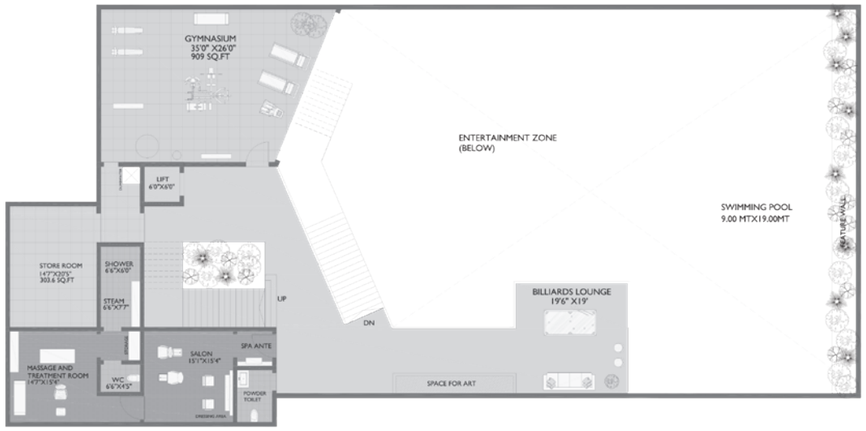

GUEST HOUSE GROUND FLOOR PLAN

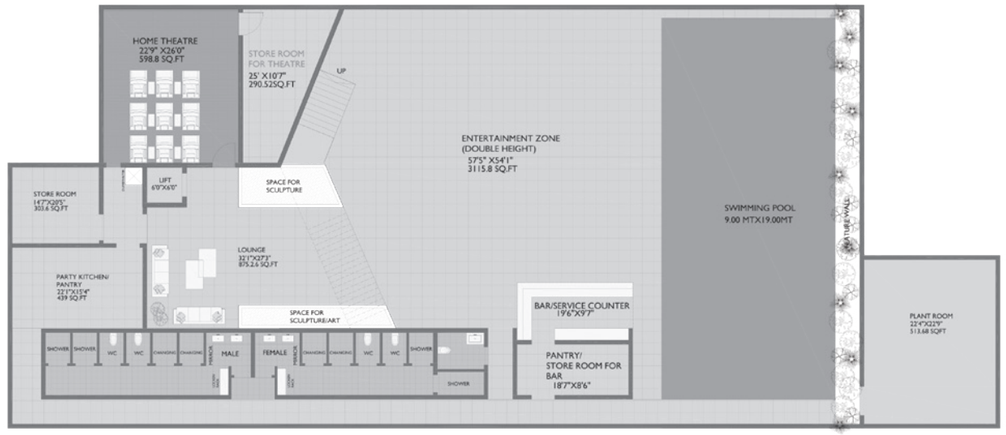

GUEST HOUSE BASEMENT FLOOR PLAN



View 1



View 2



View 3



View 4

452 HOLIDAY HOME

03

A residential home for a family of 4. The clients wanted to create an open space on the terrace for gatherings and design and open bar for occasions with perogolas and semi open seating spaces, fully equipped for hosting.



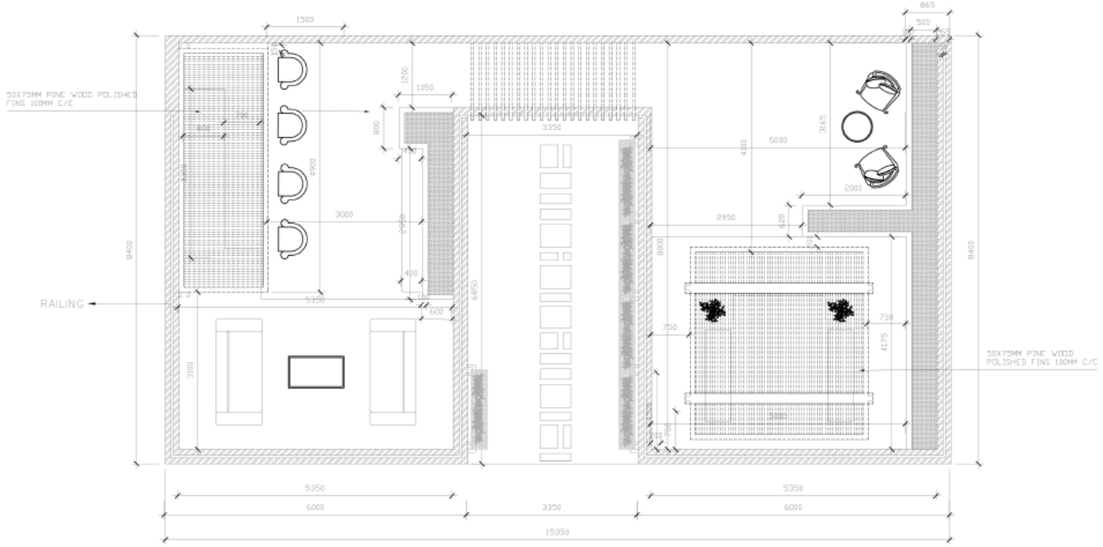

TERRACE FLOOR PLAN

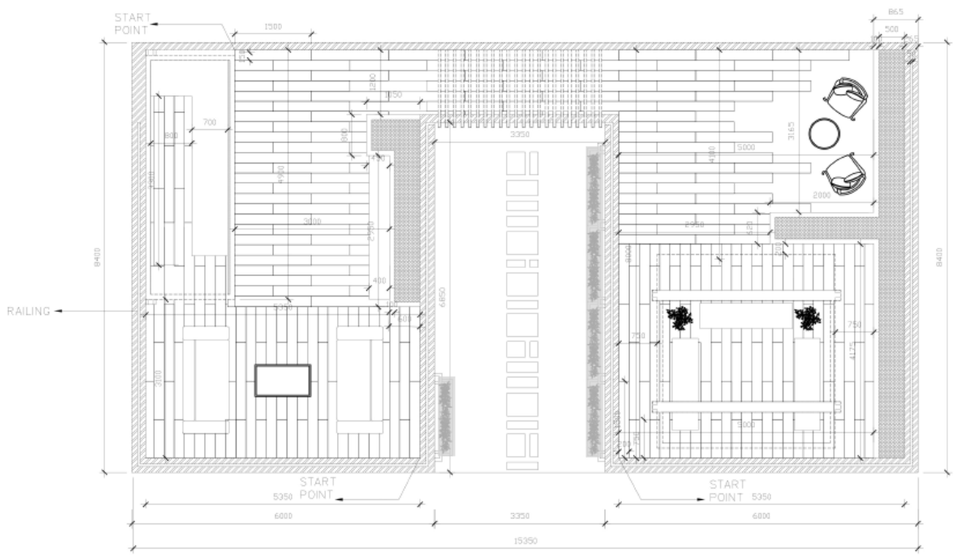

TERRACE FLOORING LAYOUT

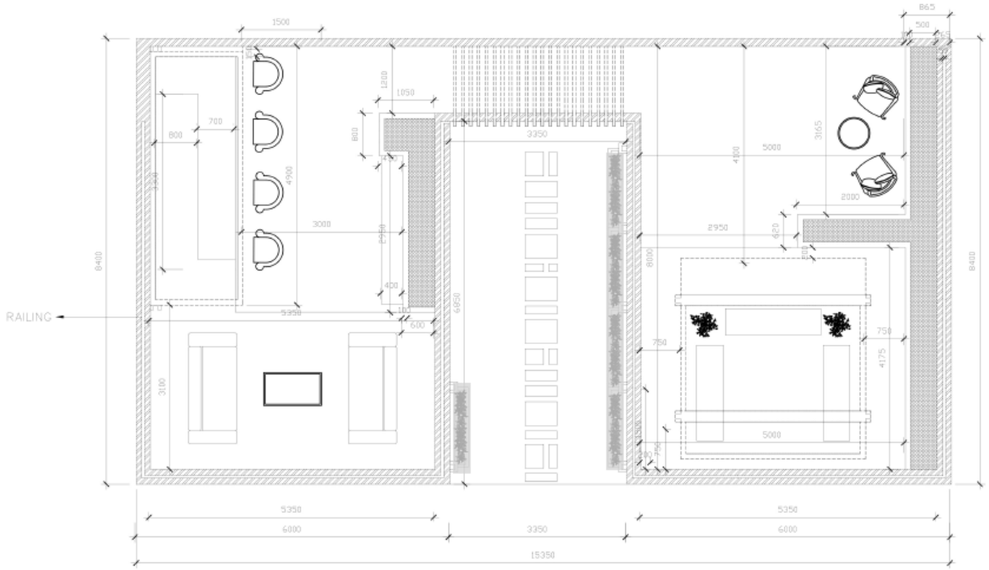

TERRACE FLOOR PLAN



TERRACE ELECTRICAL LAYOUT



ELEVATION 1 AND DETAIL 1

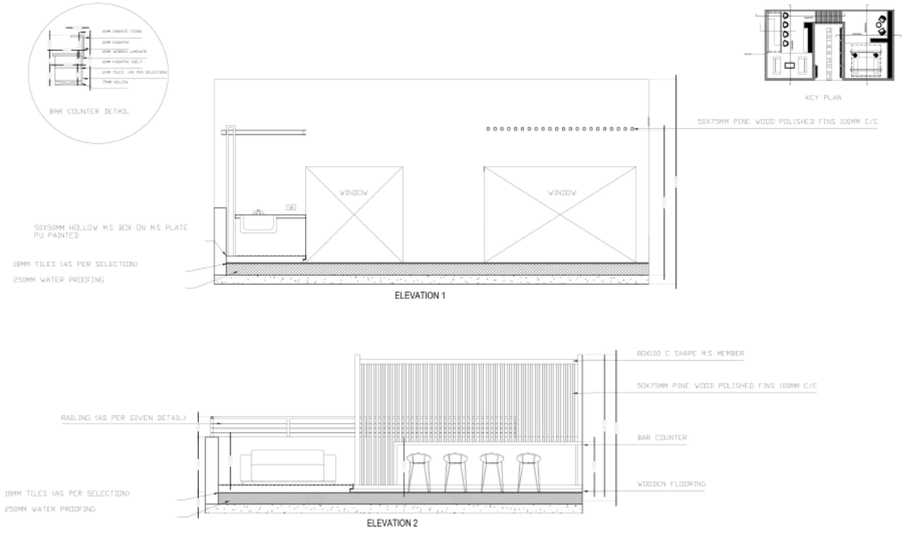

ELEVATION 2 AND DETAIL 2

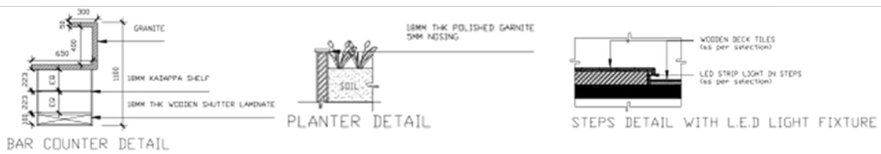

DETAIL 3



View 1



View 2



View 3

PROPOSED REHAB TOWERS AT JIVR, FOR ACME GROUP

04



View 1





View 2

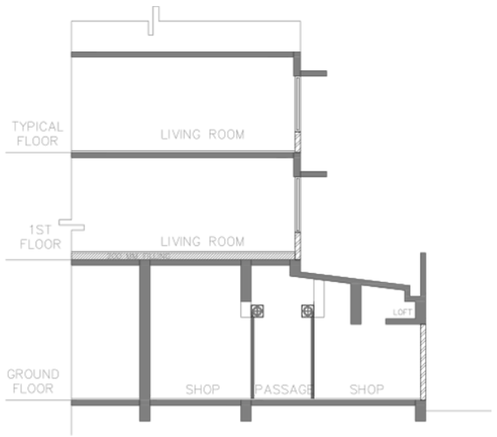

SECTION A-A'

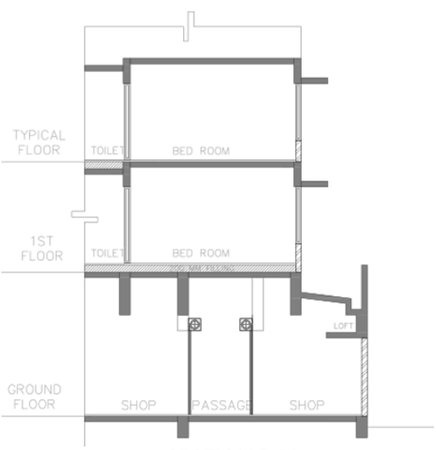

SECTION B-B'

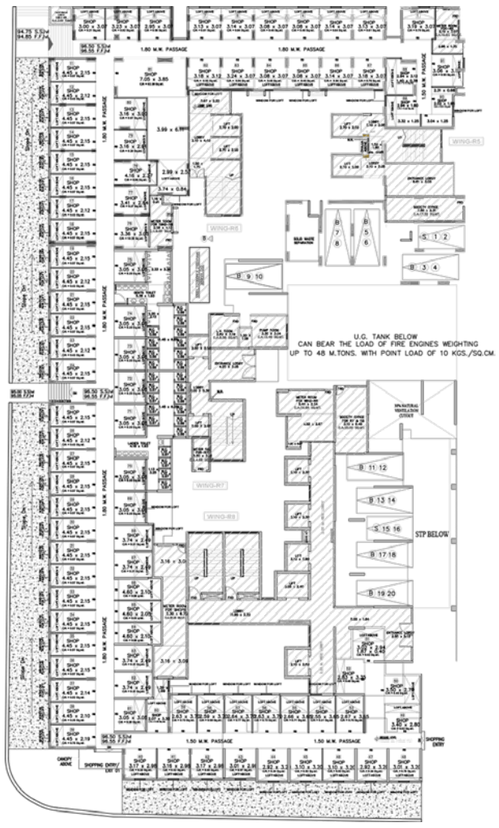

GROUND FLOOR PLAN



FLOOR PLANS

ACME BOULEVARD, PODIUM FACADE DESIGN, ANDHERI WEST

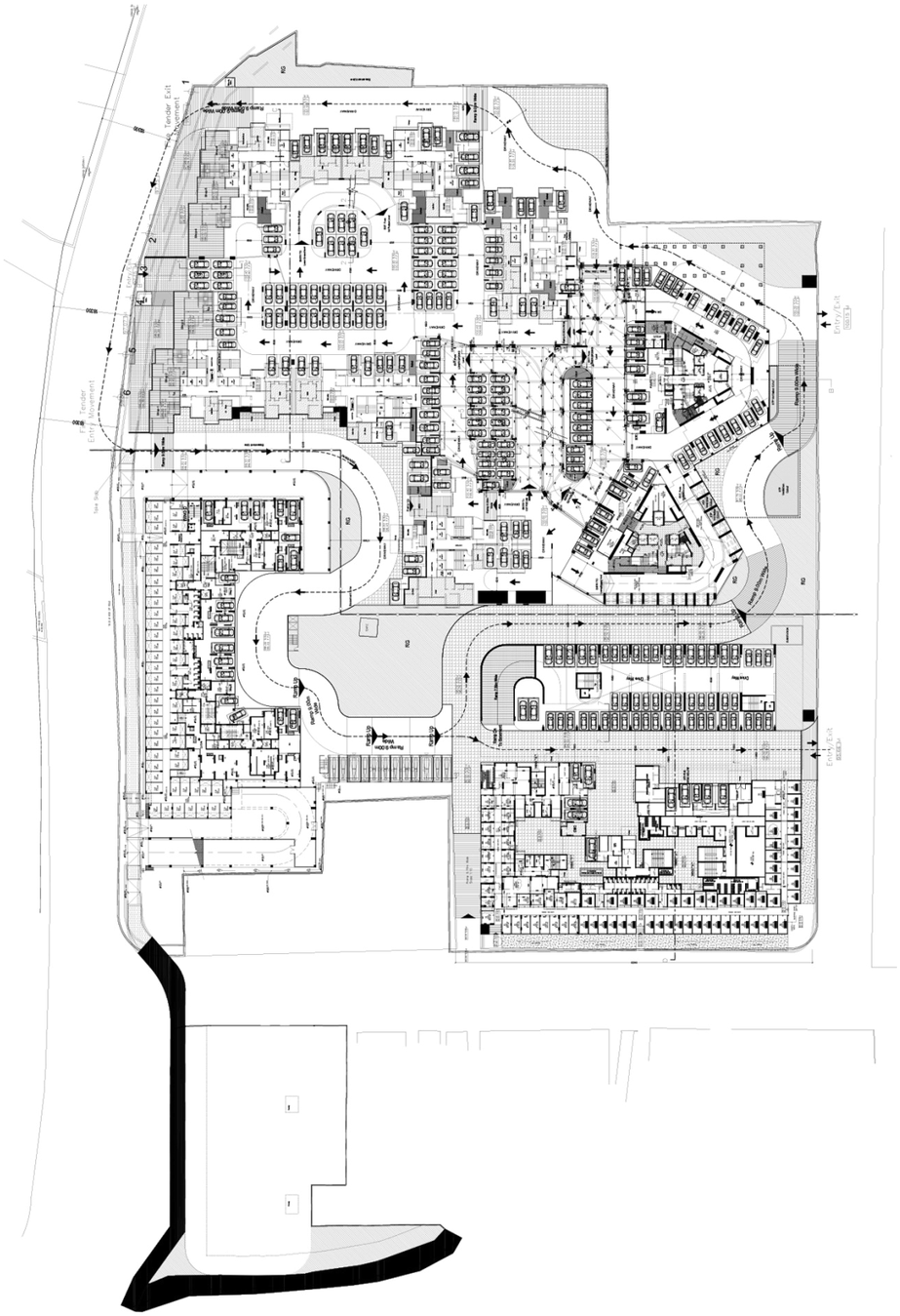

GROUND FLOOR PLAN



View 1

Option 1 (T4)



View 2



View 3

Option 2 (T4)



View 4



View 5

Option 3 (T4)



View 6



Option 4 (T4)



View 8



View 1 Option 1 (T5)



View 2



View 3 Option 2 (T5)



View 4



View 5 Option 3 (T5)



View 6



Site image 1



Site image 2



Site image 3



Site image 4



Site image 5



Site image 6



Site image 7



Site image 8

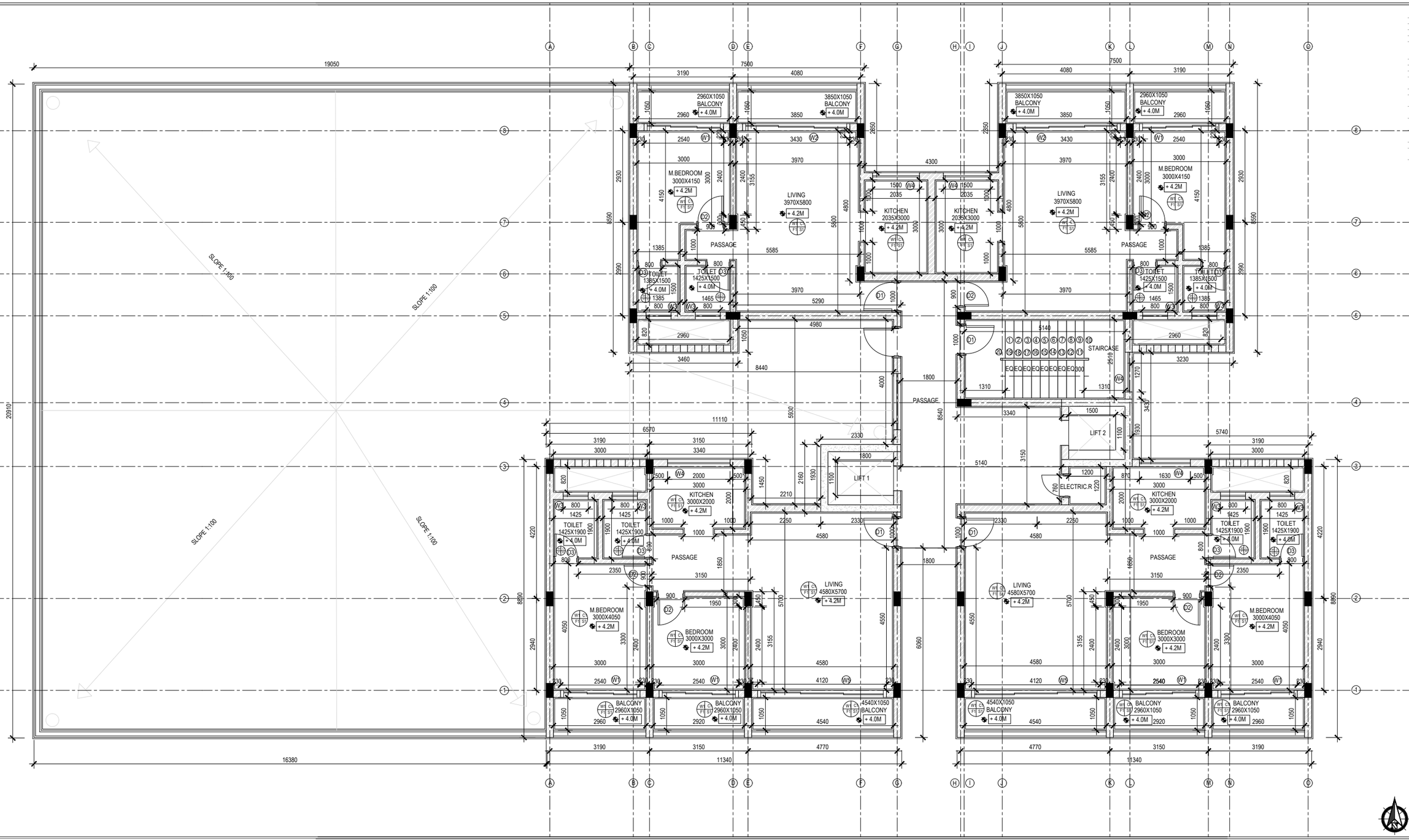

NOTES :-

- THIS IS AN ACADEMIC EXERCISE.
- DRAWINGS SHOULD NOT BE MEASURED.
- DATA'S ARE ASSUMED WHEREVER REQUIRED.
- R.C.C FRAMED STRUCTURE.
- REFER SEPARATE NOTES FOR MINIMUM DEPTH, THICKNESS,PROJECT SPECIFICATIONS FOR STRUCTURAL MEMBERS.
- WALLS ARE AND MM. THK. RESPECTIVELY.
- BRICKS TO BE LAID WITH FROGS UPWARDS.
- MORTARS SHOULD NOT EXCEED 15 MM IN THICKNESS.
- FIRST COAT TO BE MADE WITH WATER PROOFING ADMIXTURES.
- DRIP MOULD TO BE PROVIDED TO ANY PROJECTIONS.
- PLASTER THICKNESS 6 MM INTERNALLY AND 26 MM EXTERNALLY.
- ALL DIMENSIONS ARE FROM UNFINISHED TO UNFINISHED FACE.
- LEVELS ARE MENTION WITH REFERENCE TO THE FLOOR LEVEL.
- ARCHITECTURAL PROJECTIONS SUCH AS CHAJJA,CANOPIES TO BE SHOWN IN DOTTED LINE.
- VOIDS TO BE MARKED WITH DIAGONAL LINES.
- DRAWINGS TO BE CHECKED THOROUGHLY BY THE SITE ENGINEER BEFORE THE EXECUTION OF WORK.
- ANY AMBIGUITY TO BE CLARIFIED BY THE ARCHITECT WITH IMMEDIATE EFFECT IN WRITING.

SCHEDULE

DOOR SCHEDULE

DESCRIPTION	SIZE	CILL LVL	LINTEL LVL
DOUBLE PANEL WOODEN DOOR	1050 X 2100	----	2100
SINGLE PANEL WOODEN DOOR	900 X 2100	----	2100
SINGLE PANEL WOODEN DOOR	750 X 2100	----	2100
DOUBLE PANEL WOODEN DOOR	1200 X 2100	----	2100

WINDOW SCHEDULE

DESCRIPTION	SIZE	CILL LVL	LINTEL LVL
ALUMINIUM FRAME SLIDING	3000 X 1800	300	2250
ALUMINIUM FRAME SLIDING	3600X 2100	1200	2250
ALUMINIUM FRAME SLIDING	900 X 900	1200	2250

CEILING SCHEDULE

DESCRIPTION	REMARK
12MM THK GYPSUM PLASTER, 2 COATS OF WHITE WASH, 2 COATS OF PRIMER AND 2 COATS OF WHITE PAINT.	ALL
12MM THK WATER PROOFING AGENT MIXED WITH CEMENT , 2 COATS OF PRIMER AND 2 COATS OF WHITE WASH	TOILET

WALL SCHEDULE

DESCRIPTION	REMARK
150MM THK, 100MM HIGH TILE SKIRTING WITH 1:4 CEMENT MORTAR	ALL
12MM THK PLASTER, 10MM THK CERAMIC DADO TILES OF 600x450MM TILL 2.1M HT.	KITCHEN
12MM THK WATER PROOFING AGENT MIX CEMENT , 150MM THK CERAMIC DADO TILES OF 200x100MM AND 300x150MM TILL 2.1M HT.	TOILET
18MM THK 1:4 PLASTER ,2 COATS OF WHITH WASH, 1 COA T PRIMER AND 1 COAT OF ACRYLIC EMULSION PAINT	TERRACE

SKIRTING SCHEDULE

DESCRIPTION	REMARK
150MM THK, 100MM HIGH TILE SKIRTING WITH 1:4 CEMENT MORTAR	ALL
18MM THK, 100MM HIGH GRANITE SKIRTING WITH 1:4 CEMENT MORTAR	TOILET

FLOORING SCHEDULE

DESCRIPTION	REMARK
40MM THK 1:6 SCREEDING, 20MM THK MARBLE TILES OF 600x600MM WITH WHITECEMENT GROUT	ALL
40MM THK 1:6 SCREEDING , 20MM THK CERAMIC TILES OF 400x400MM	KITCHEN
200MM THK BBC LAID TO SLOPE, 25MM THK WATER PROOFING AGENT SCREEDING , 10MM THK ANTISKID TILES OF 150x150MM AND 300x300MM	TOILET
150MM THK BBC LAID TO SLOPE ,25MM THK SCREEDING , 15MM THK CERAMIC TILES OF 450x450	BALCONY

LEGEND

- BRICK HATCH
- SUNK SLAB
- COLUMN
- CENTRE LINE

TITLE - FIRST FLOOR PLAN & COMMERCIAL

PROJECT- RESIDENTIAL

NAME : AAMIR.MAKDA

SCALE : 1:50	DATE -
DWG. NO -	REVISION -
ROLL NO - 1602	EXAM SEAT NO -
WORKING DRAWING	3RD YEAR B.ARCH.
RIZVI COLLEGE OF ARCHITECTURE 2019 - 20	
UNIVERSITY OF MUMBAI	

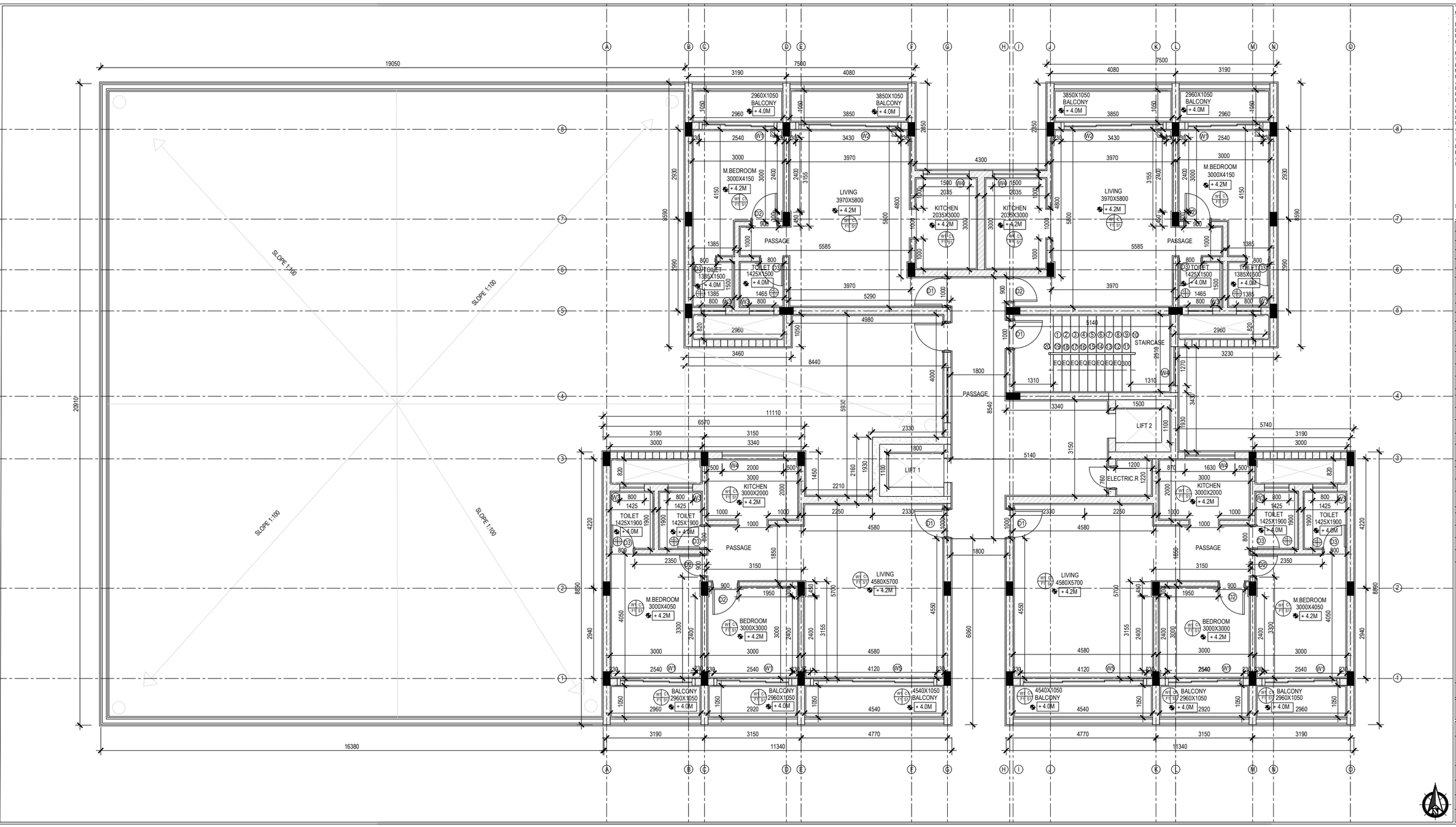

NOTES :-

- THIS IS AN ACADEMIC EXERCISE.
- DRAWINGS SHOULD NOT BE MEASURED.
- DATA'S ARE ASSUMED WHEREVER REQUIRED.
- R.C.C FRAMED STRUCTURE.
- REFER SEPARATE NOTES FOR MINIMUM DEPTH, THICKNESS,PROJECT SPECIFICATIONS FOR STRUCTURAL MEMBERS.
- WALLS ARE AND MM. THK. RESPECTIVELY.
- BRICKS TO BE LAID WITH FROGS UPWARDS.
- MORTARS SHOULD NOT EXCEED 15 MM IN THICKNESS.
- FIRST COAT TO BE MADE WITH WATER PROOFING ADMIXTURES.
- DRIP MOULD TO BE PROVIDED TO ANY PROJECTIONS.
- PLASTER THICKNESS 6 MM INTERNALLY AND 26 MM EXTERNALLY.
- ALL DIMENSIONS ARE FROM UNFINISHED TO UNFINISHED FACE.
- LEVELS ARE MENTION WITH REFERENCE TO THE FLOOR LEVEL.
- ARCHITECTURAL PROJECTIONS SUCH AS CHAJJA,CANOPIES TO BE SHOWN IN DOTTED LINE.
- VOIDS TO BE MARKED WITH DIAGONAL LINES.
- DRAWINGS TO BE CHECKED THOROUGHLY BY THE SITE ENGINEER BEFORE THE EXECUTION OF WORK.
- ANY AMBIGUITY TO BE CLARIFIED BY THE ARCHITECT WITH IMMEDIATE EFFECT IN WRITING.

SCHEDULE

DOOR SCHEDULE

DESCRIPTION	SIZE	CILL LVL	LINTEL LVL
DOUBLE PANEL WOODEN DOOR	1500 X 2100	—	2100
SINGLE PANEL WOODEN DOOR	750 X 2100	—	2100
SINGLE PANEL WOODEN DOOR	750 X 2100	—	2100
DOUBLE PANEL WOODEN DOOR	1200 X 2100	—	2100

WINDOW SCHEDULE

DESCRIPTION	SIZE	CILL LVL	LINTEL LVL
ALUMINUM FRAME SLIDING	1200 X 1500	200	2200
ALUMINUM FRAME SLIDING	1800X 2100	1200	2200
ALUMINUM FRAME SLIDING	900 X 900	1200	2200

CEILING SCHEDULE

DESCRIPTION	REMARK
12MM THK GYPSUM PLASTER ,2 COATS OF WHITE WASH, 2 COATS OF PRIMER AND 2 COATS OF WHITE PAINT	ALL
12MM THK WATER PROOFING AGENT MIXED WITH CEMENT 2 COATS OF PRIMER AND 2 COATS OF WHITE WASH	TOILET

WALL SCHEDULE

DESCRIPTION	REMARK
150MM THK, 100MM HIGH TILE SKIRTING WITH 1:4 CEMENT MORTAR	ALL
12MM THK PLASTER, 150MM THK CERAMIC DADO TILES OF 600x450MM TILL 2.75M FT.	KITCHEN
12MM THK WATER PROOFING AGENT MIX CEMENT, 150M THK CERAMIC DADO TILES OF 200X100MM AND 300x150MM TILL 2.2M HT.	TOILET
18MM THK T-4 PLASTER ,2 COATS OF WHITH WASH, 1 COA T PRIMER AND 1 COAT OF ACRYLIC EMULSION PAINT	TERRACE

SKIRTING SCHEDULE

DESCRIPTION	REMARK
150MM THK, 100MM HIGH TILE SKIRTING WITH 1:4 CEMENT MORTAR	ALL
18MM THK, 150MM HIGH GRANITE SKIRTING WITH 1:4 CEMENT MORTAR	TOILET

FLOORING SCHEDULE

DESCRIPTION	REMARK
40MM THK 1:6 SCREEDING, 20MM THK MARBLE TILES OF 800x600MM WITH WHITECEMENT GROUT	ALL
40MM THK 1:6 SCREEDING , 20MM THK CERAMIC TILES OF 450x450MM	KITCHEN
230MM THK BBC LAID TO SLOPE, 25MM THK WATER PROOFING AGENT SCREEDING , 15MM THK ANTISKID TILES OF 150x150MM AND 300x300MM	TOILET
150MM THK BBC LAID TO SLOPE ,25MM THK SCREEDING , 15MM THK CERAMIC TILES OF 450x450	BALCONY

LEGEND

- BRICK HATCH
- SUNK SLAB
- COLUMN
- CENTRE LINE

TITLE - FIRST FLOOR PLAN & COMMERCIAL

PROJECT- RESIDENTIAL

NAME : AAMIR.MAKDA

SCALE : 1:50	DATE -
DWG. NO -	REVISION -
ROLL NO - 1602	EXAM SEAT NO -
WORKING DRAWING	3RD YEAR B.ARCH.

RIZVI COLLEGE OF ARCHITECTURE 2019 - 20

UNIVERSITY OF MUMBAI

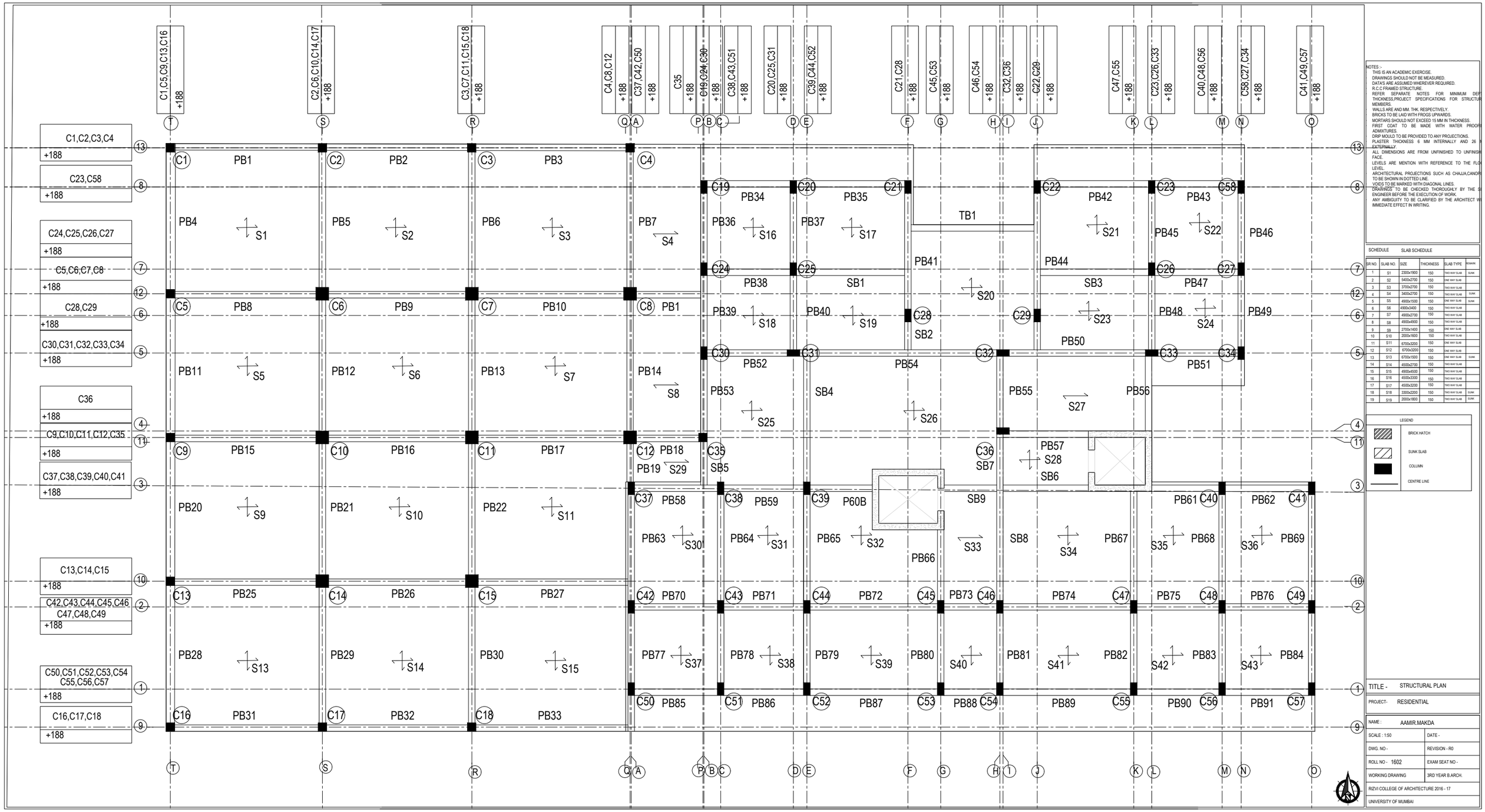

NOTES :-
THIS IS AN ACADEMIC EXERCISE.
DRAWINGS SHOULD NOT BE MEASURED.
DATA'S ARE ASSUMED WHEREVER REQUIRED.
R.C.C FRAMED STRUCTURE.
REFER SEPARATE NOTES FOR MINIMUM DEPT
THICKNESS,PROJECT SPECIFICATIONS FOR STRUCTUR
MEMBERS.
WALLS ARE AND MM. THK. RESPECTIVELY.
BRICKS TO BE LAID WITH FROGS UPWARDS.
MORTARS SHOULD NOT EXCEED 15 MM IN THICKNESS.
FIRST COAT TO BE MADE WITH WATER PROOF
ADMIXTURES.
DRIP MOULD TO BE PROVIDED TO ANY PROJECTIONS.
PLASTER THICKNESS 6 MM INTERNALLY AND 26
EXTERNALLY.
ALL DIMENSIONS ARE FROM UNFINISHED TO UNFINISH
FACE.
LEVELS ARE MENTION WITH REFERENCE TO THE FLO
LEVEL.
ARCHITECTURAL PROJECTIONS SUCH AS CHAJJA,CANOP
TO BE SHOWN IN DOTTED LINE.
VOIDS TO BE MARKED WITH DIAGONAL LINES.
DRAWINGS TO BE CHECKED THOROUGHLY BY THE S
ENGINEER BEFORE THE EXECUTION OF WORK.
ANY AMBIGUITY TO BE CLARIFIED BY THE ARCHITECT W
IMMEDIATE EFFECT IN WRITING.

SCHEDULE SLAB SCHEDULE

SR NO.	SLAB NO.	SIZE	THICKNESS	SLAB TYPE	REMARK
1	S1	2300x1900	150	TWO WAY SLAB	SUNK
2	S2	5400x2700	150	ONE WAY SLAB	
3	S3	3700x2700	150	TWO WAY SLAB	
4	S4	3400x2700	150	TWO WAY SLAB	SUNK
5	S5	4900x1500	150	ONE WAY SLAB	SUNK
6	S6	4900x3400	150	TWO WAY SLAB	
7	S7	4900x2700	150	TWO WAY SLAB	
8	S8	4900x4900	150	TWO WAY SLAB	
9	S9	2700x1400	150	ONE WAY SLAB	
10	S10	2000x1600	150	TWO WAY SLAB	
11	S11	6700x3200	150	ONE WAY SLAB	
12	S12	6700x3200	150	ONE WAY SLAB	
13	S13	6700x1500	150	ONE WAY SLAB	SUNK
14	S14	4500x2700	150	TWO WAY SLAB	
15	S15	4900x4500	150	TWO WAY SLAB	
16	S16	4500x3300	150	TWO WAY SLAB	
17	S17	4500x3200	150	TWO WAY SLAB	
18	S18	3300x2200	150	TWO WAY SLAB	SUNK
19	S19	2000x1800	150	TWO WAY SLAB	SUNK

LEGEND
BRICK HATCH
SUNK SLAB
COLUMN
CENTRE LINE

TITLE - STRUCTURAL PLAN
PROJECT- RESIDENTIAL

NAME : AAMIR.MAKDA	
SCALE : 1:50	DATE -
DWG. NO -	REVISION - R0
ROLL NO - 1602	EXAM SEAT NO -
WORKING DRAWING	3RD YEAR B.ARCH.
RIZVI COLLEGE OF ARCHITECTURE 2016 - 17	
UNIVERSITY OF MUMBAI	

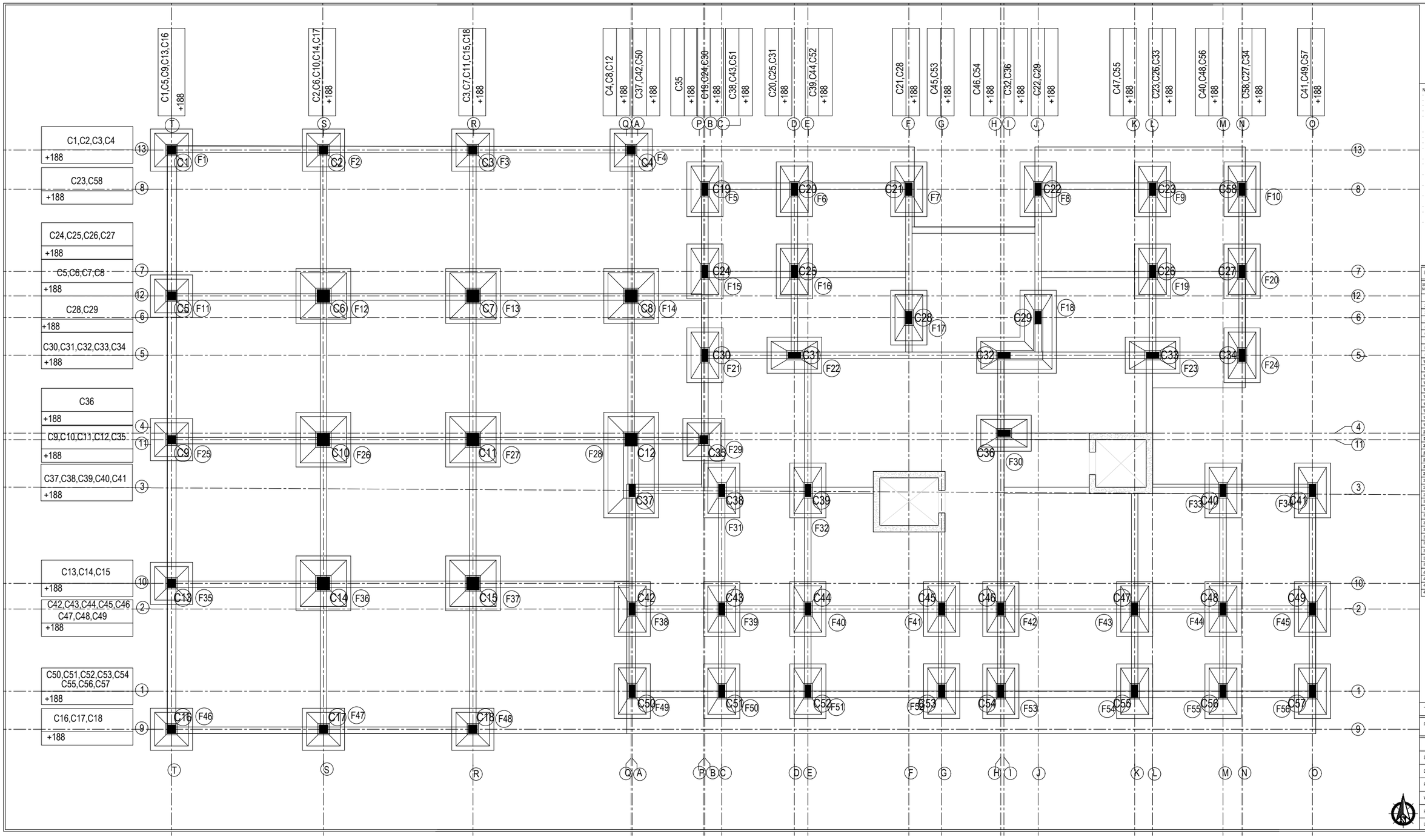

NOTES :-

- THIS IS AN ACADEMIC EXERCISE.
- DRAWINGS SHOULD NOT BE MEASURED.
- DATA'S ARE ASSUMED WHEREVER REQUIRED.
- R.C.C FRAMED STRUCTURE.
- REFER SEPARATE NOTES FOR MINIMUM DE THICKNESS,PROJECT SPECIFICATIONS FOR STRUCTI MEMBERS.
- WALLS ARE AND MM. THK. RESPECTIVELY.
- BRICKS TO BE LAID WITH FROGS UPWARDS.
- MORTARS SHOULD NOT EXCEED 15 MM IN THICKNESS.
- FIRST COAT TO BE MADE WITH WATER PROOI ADMIXTURES.
- DRIP MOULD TO BE PROVIDED TO ANY PROJECTIONS.
- PLASTER THICKNESS 6 MM INTERNALLY AND 25 EXTERNALLY.
- ALL DIMENSIONS ARE FROM UNFINISHED TO UNFINI FACE.
- LEVELS ARE MENTION WITH REFERENCE TO THE FI LEVEL.
- ARCHITECTURAL PROJECTIONS SUCH AS CHAJJA,CANO TO BE SHOWN IN DOTTED LINE.
- VOIDS TO BE MARKED WITH DIAGONAL LINES.
- DRAWINGS TO BE CHECKED THOROUGHLY BY THE ENGINEER BEFORE THE EXECUTION OF WORK.
- ANY AMBIGUITY TO BE CLARIFIED BY THE ARCHITECT IMMEDIATE EFFECT IN WRITING.

SCHEDULE BEAM SCHEDULE

SR. NO	BEAM NO.	SPAN	DEPTH	REMARK
1	PB 1	5770	600	PRIMARY
2	PB 2	3430	600	PRIMARY
3	PB 3	2670	600	PRIMARY
4	PB 4	2670	600	PRIMARY
5	PB 5	5000	600	PRIMARY
6	PB 6	5000	600	PRIMARY
7	PB 7	3400	600	TERTIARY
8	PB 8	2300	600	TERTIARY
9	PB 9	5000	600	PRIMARY
10	PB 10	3400	600	PRIMARY
11	PB 11	3400	600	PRIMARY
12	PB 12	5770	600	PRIMARY
13	PB 13	3400	600	PRIMARY
14	PB 14	2670	600	PRIMARY
15	PB 15	1200	600	PRIMARY
16	PB 16	2670	600	PRIMARY
17	PB 17	1900	600	PRIMARY
18	PB 18	3000	600	PRIMARY
19	PB 19	3000	600	PRIMARY
20	PB 20	4900	600	PRIMARY
21	PB 21	4900	600	SECONDARY
22	PB 22	4900	600	PRIMARY
23	PB 23	6500	600	PRIMARY
24	PB 24	6700	600	PRIMARY
25	PB 25	6500	600	PRIMARY
26	PB 26	6000	600	PRIMARY
27	PB 27	4700	600	PRIMARY
28	PB 28	3000	600	PRIMARY
29	PB 29	3000	600	PRIMARY
30	PB 30	3300	600	PRIMARY
31	PB 31	4300	600	SECONDARY
32	PB 32	4300	600	PRIMARY
33	PB 33	4000	600	PRIMARY
34	PB 34	4000	600	PRIMARY
35	PB 35	4000	600	PRIMARY
36	PB 36	4200	600	PRIMARY
37	PB 37	3300	600	TERTIARY
38	PB 38	2000	600	TERTIARY
39	PB 39	2700	600	PRIMARY
40	PB 40	4900	600	PRIMARY
42	PB 42	3000	600	PRIMARY
43	PB 43	3400	600	PRIMARY
44	PB 44	3000	600	TERTIARY

LEGEND

- BRICK HATCH
- SUNK SLAB
- COLUMN
- CENTRE LINE

TITLE - FOUNDATION PLAN

PROJECT- RESIDENTIAL

AAMIR.MAKDA

SCALE : 1:50	DATE -
DWG. NO -	REVISION - R0
ROLL NO - 1602	EXAM SEAT NO -
WORKING DRAWING	3RD YEAR B.ARCH.
RIZVI COLLEGE OF ARCHITECTURE 2019-20	
UNIVERSITY OF MUMBAI	

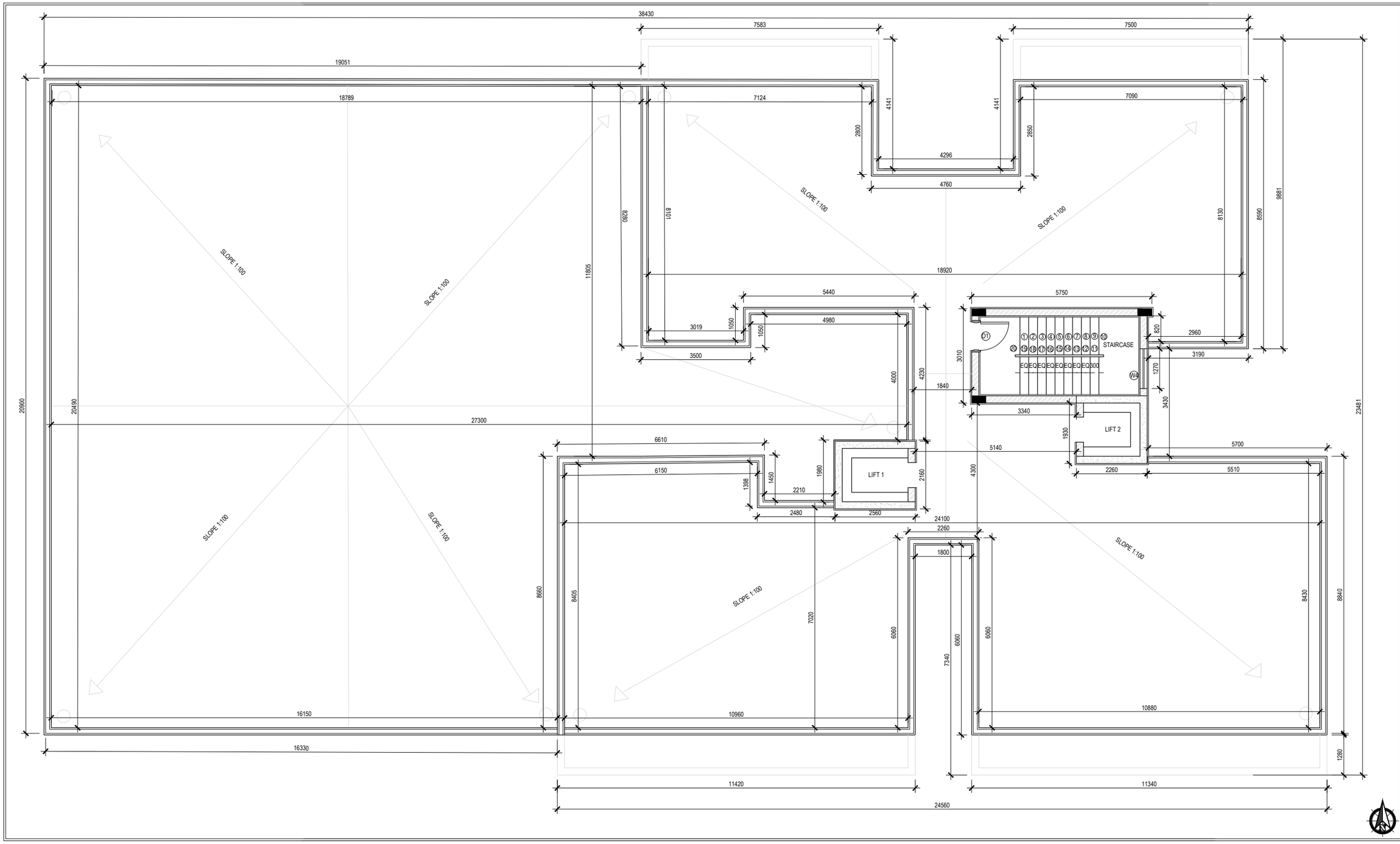

NOTES :-

1. THIS IS AN ACADEMIC EXERCISE.
2. DRAWINGS SHOULD NOT BE MEASURED.
3. DATA'S ARE ASSUMED WHEREVER REQUIRED.
4. R.C.C FRAMED STRUCTURE.
5. REFER SEPARATE NOTES FOR MINIMUM DEPT THICKNESS,PROJECT SPECIFICATIONS FOR STRUCTUR MEMBERS.
6. WALLS ARE AND MM. THK. RESPECTIVELY.
7. BRICKS TO BE LAID WITH FROGS UPWARDS.
8. MORTARS SHOULD NOT EXCEED 15 MM IN THICKNESS.
9. FIRST COAT TO BE MADE WITH WATER PROOFI ADMIXTURES.
10. DRIP MOULD TO BE PROVIDED TO ANY PROJECTIONS.
11. PLASTER THICKNESS 6 MM INTERNALLY AND 26 M EXTERNALLY.
12. ALL DIMENSIONS ARE FROM UNFINISHED TO UNFINISH FACE.
13. LEVELS ARE MENTION WITH REFERENCE TO THE FLO LEVEL.
14. ARCHITECTURAL PROJECTIONS SUCH AS CHAJJA,CANOPI TO BE SHOWN IN DOTTED LINE.
15. VOIDS TO BE MARKED WITH DIAGONAL LINES.
16. DRAWINGS TO BE CHECKED THOROUGHLY BY THE S ENGINEER BEFORE THE EXECUTION OF WORK.
17. ANY AMBIGUITY TO BE CLARIFIED BY THE ARCHITECT W IMMEDIATE EFFECT IN WRITING.

SCHEDULE

DOOR SCHEDULE

SR NO.	DESCRIPTION	SIZE	CILL LVL	LINTEL LVL
D1	DOUBLE PANEL WOODEN DOOR	1500 X 2100		3250
D2	SINGLE PANEL WOODEN DOOR	1000 X 2100		3250
D3	SINGLE PANEL WOODEN DOOR	750 X 2100		3250
D4	DOUBLE PANEL WOODEN DOOR	1200 X 2100		3250

WINDOW SCHEDULE

SR NO.	DESCRIPTION	SIZE	CILL LVL	LINTEL LVL
W1	ALUMINIUM FRAME SLIDING	1000 X 1500	200	3250
W2	ALUMINIUM FRAME SLIDING	1800X 2100	900	3250
W3	ALUMINIUM FRAME SLIDING	1800 X 900	1200	3250

CEILING SCHEDULE

SR NO.	DESCRIPTION	REMARK
C1	12MM THK GYPSUM PLASTER, 2 COATS OF WHITE WASH, 2 COATS OF PRIMER AND 2 COATS OF WHITE PAINT	ALL
C2	12MM THK WATER PROOFING AGENT MIXED WITH CEMENT 2 COATS OF PRIMER AND 2 COATS OF WHITE WASH	TOILET

WALL SCHEDULE

SR NO.	DESCRIPTION	REMARK
W1	150MM THK, 100MM HIGH TILE SKIRTING WITH 1:4 CEMENT MORTAR.	ALL
W2	12MM THK PLASTER, 10MM THK CERAMIC DADO TILES OF 600x400MM TILL 2.1M HT.	KITCHEN
W3	12MM THK WATER PROOFING AGENT MIX CEMENT, 150MM THK CERAMIC DADO TILES OF 200x150MM AND 300x150MM TILL 2.0M HT.	TOILET
W4	16MM THK 1:4 PLASTER ,2 COATS OF WHITW WASH, 1 COA T PRIMER AND 1 COAT OF ACRYLIC EMULSION PAINT	TERRACE

SKIRTING SCHEDULE

SR NO.	DESCRIPTION	REMARK
S1	150MM THK, 100MM HIGH TILE SKIRTING WITH 1:4 CEMENT MORTAR	ALL
S2	18MM THK, 100MM HIGH GRANITE SKIRTING WITH 1:4 CEMENT MORTAR	TOILET

FLOORING SCHEDULE

SR NO.	DESCRIPTION	REMARK
F1	40MM THK 1:6 SCREEDING, 20MM THK MARBLE TILES OF 600x600MM WITH WHITECEMENT GROUT	ALL
F2	40MM THK 1:6 SCREEDING , 20MM THK CERAMIC TILES OF 450x450MM	KITCHEN
F3	250MM THK BBC LAID TO SLOPE, 25MM THK WATER PROOFING, 40MM THK SCREEDING, 10MM THK ANTISKID TILES OF 125x125MM AND 300x300MM	TOILET
F4	150MM THK BBC LAID TO SLOPE ,20MM THK SCREEDING, 10MM THK CERAMIC TILES OF 450x450	BALCONY
F4	150MM THK BBC LAID TO SLOPE, 40MM THK SCREEDING, 15MM THK CHINA MOSAIC TILES	KITCHEN

LEGEND

- BRICK HATCH
- SUNK SLAB
- COLUMN
- CENTRE LINE

TITLE - TERRACE PLAN

PROJECT- RESIDENTIAL

NAME : AAMIR.MAKDA

SCALE : 1:50	DATE -
DWG. NO -	REVISION - R0
ROLL NO - 1602	EXAM SEAT NO -
WORKING DRAWING	3RD YEAR B.ARCH.

RIZVI COLLEGE OF ARCHITECTURE 2019- 20

UNIVERSITY OF MUMBAI

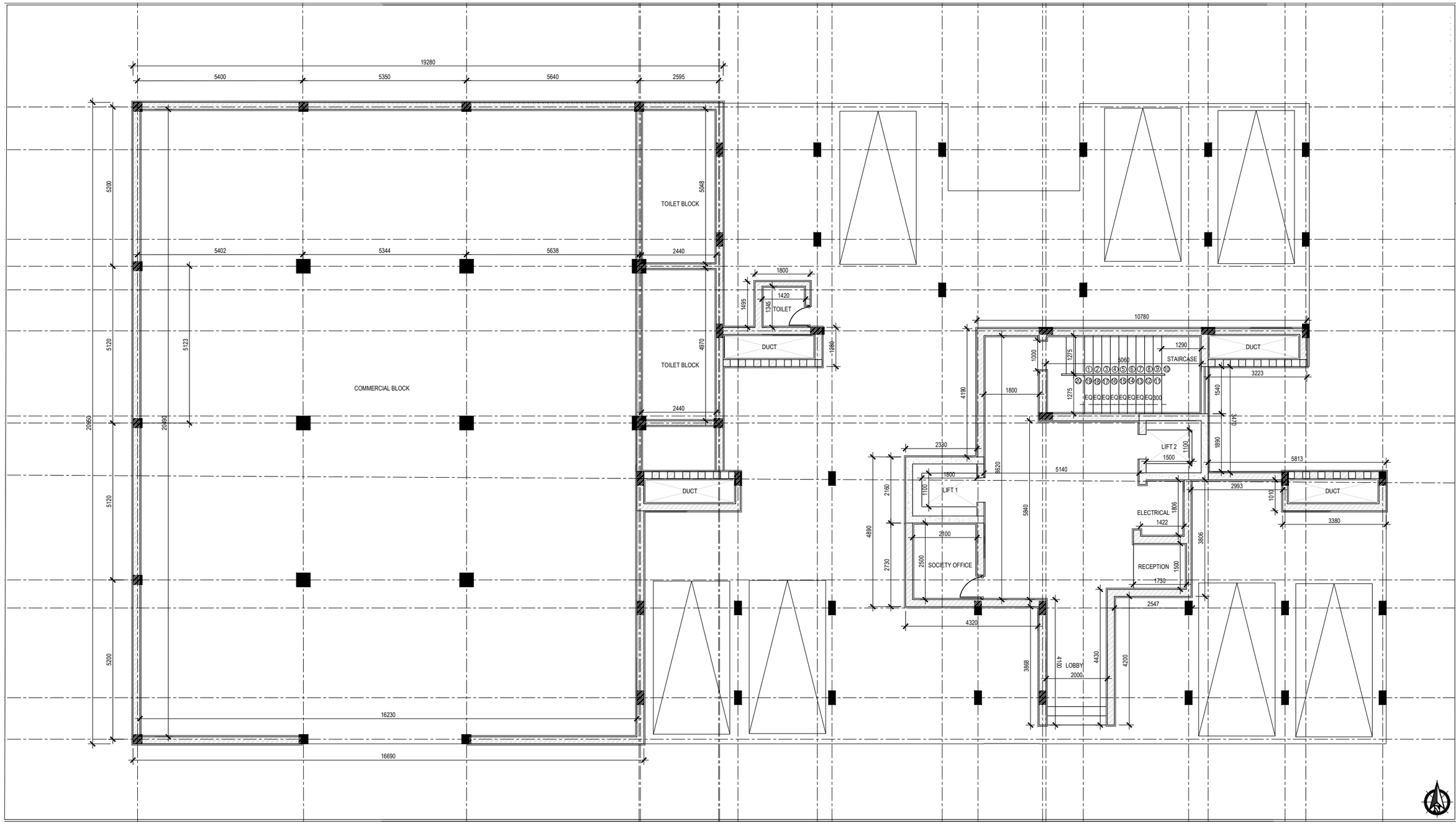

NOTES :-

- THIS IS AN ACADEMIC EXERCISE.
- DRAWINGS SHOULD NOT BE MEASURED.
- DATA'S ARE ASSUMED WHEREVER REQUIRED.
- R.C.C FRAMED STRUCTURE.
- REFER SEPARATE NOTES FOR MINIMUM DEPTH, THICKNESS,PROJECT SPECIFICATIONS FOR STRUCTURAL MEMBERS.
- WALLS ARE AND MM. THK. RESPECTIVELY.
- BRICKS TO BE LAID WITH FROGS UPWARDS.
- MORTARS SHOULD NOT EXCEED 15 MM IN THICKNESS.
- FIRST COAT TO BE MADE WITH WATER PROOFING ADMIXTURES.
- DRIP MOULD TO BE PROVIDED TO ANY PROJECTIONS.
- PLASTER THICKNESS 6 MM INTERNALLY AND 26 MM EXTERNALLY.
- ALL DIMENSIONS ARE FROM UNFINISHED TO UNFINISHED FACE.
- LEVELS ARE MENTION WITH REFERENCE TO THE FLOOR LEVEL.
- ARCHITECTURAL PROJECTIONS SUCH AS CHAJJA,CANOPIES TO BE SHOWN IN DOTTED LINE.
- VOIDS TO BE MARKED WITH DIAGONAL LINES.
- DRAWINGS TO BE CHECKED THOROUGHLY BY THE SITE ENGINEER BEFORE THE EXECUTION OF WORK.
- ANY AMBIGUITY TO BE CLARIFIED BY THE ARCHITECT WITH IMMEDIATE EFFECT IN WRITING.

SCHEDULE

DOOR SCHEDULE

DESCRIPTION	SIZE	CILL LVL	LINTEL LVL
DOUBLE PANEL WOODEN DOOR	1500 X 2100	—	2100
SINGLE PANEL WOODEN DOOR	1000 X 2100	—	2100
SINGLE PANEL WOODEN DOOR	750 X 2100	—	2100
DOUBLE PANEL WOODEN DOOR	1200 X 2100	—	2100

WINDOW SCHEDULE

DESCRIPTION	SIZE	CILL LVL	LINTEL LVL
ALUMINIUM FRAME SLIDING	2400 X 1800	900	2250
ALUMINIUM FRAME SLIDING	1800X 2100	1200	2250
ALUMINIUM FRAME SLIDING	600 X 600	1200	2250

CEILING SCHEDULE

DESCRIPTION	REMARK
12MM THK GYPSUM PLASTER, 2 COATS OF WHITE WASH, 2 COATS OF PRIMER AND 2 COATS OF WHITE PAINT	ALL
12MM THK WATER PROOFING AGENT MIXED WITH CEMENT ,2 COATS OF PRIMER AND 2 COATS OF WHITE WASH	TOILET

WALL SCHEDULE

DESCRIPTION	REMARK
150MM THK, 1800MM HIGH TILE SKIRTING WITH 1:4 CEMENT MORTAR	ALL
12MM THK PLASTER, 10MM THK CERAMIC DADO TILES OF 600x450MM TILL 2.100 HT.	KITCHEN
12MM THK WATER PROOFING AGENT MIX CEMENT, 15MM THK CERAMIC DADO TILES OF 200x150MM AND 300x150MM TILL 2.2M HT.	TOILET
15MM THK 1:4 PLASTER ,2 COATS OF WHITH WASH, 1 COA T PRIMER AND 1 COAT OF ACRYLIC EMULSION PAINT	TERRACE

SKIRTING SCHEDULE

DESCRIPTION	REMARK
150MM THK, 1800MM HIGH TILE SKIRTING WITH 1:4 CEMENT MORTAR	ALL
18MM THK, 100MM HIGH GRANITE SKIRTING WITH 1:4 CEMENT MORTAR.	TOILET

FLOORING SCHEDULE

DESCRIPTION	REMARK
40MM THK 1:6 SCREEDING, 20MM THK MARBLE TILES OF 600x600MM WITH WHITECEMENT GROUT	ALL
40MM THK 1:6 SCREEDING , 20MM THK CERAMIC TILES OF 400x400MM	KITCHEN
200MM THK BBC LAID TO SLOPE, 25MM THK WATER PROOFING AGENT SCREEDING , 10MM THK ANTISKID TILES OF 150x150MM AND 300x300MM	TOILET
150MM THK BBC LAID TO SLOPE ,25MM THK SCREEDING , 10MM THK CERAMIC TILES OF 400x400	BALCONY

LEGEND

- BRICK HATCH
- SUNK SLAB
- COLUMN
- CENTRE LINE

TITLE - STILT & COMMERCIAL PLAN

PROJECT- RESIDENTIAL

NAME : AAMIR.MAKDA

SCALE : 1:50	DATE -
DWG. NO -	REVISION -
ROLL NO - 1602	EXAM SEAT NO -
WORKING DRAWING	3RD YEAR B.ARCH.

RIZVI COLLEGE OF ARCHITECTURE 2019 - 20

UNIVERSITY OF MUMBAI

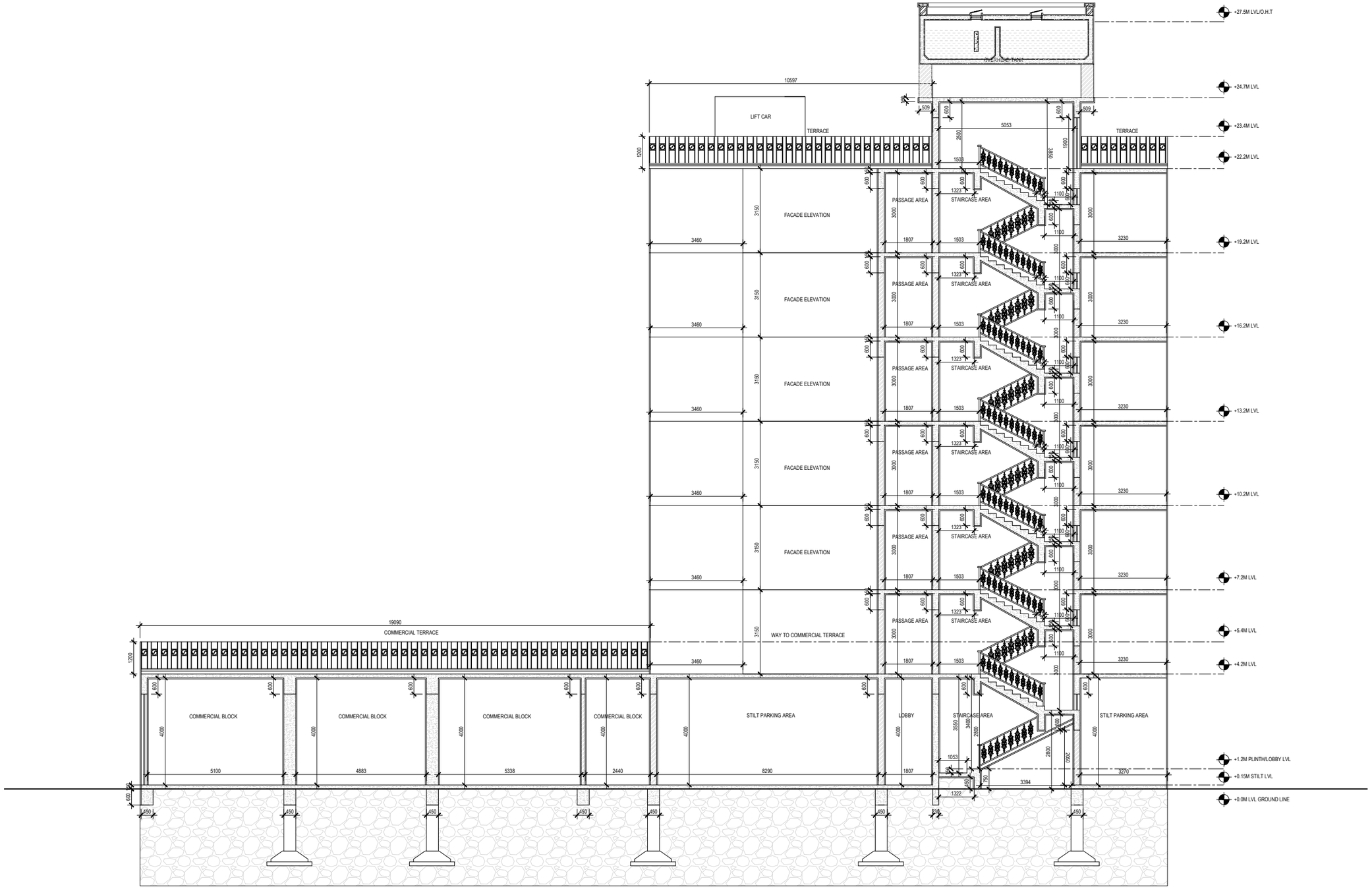
+27.5M LVL/O.H.T
OVERHEAD TANK
10597
+24.7M LVL
LIFT CAR
TERRACE
5053
TERRACE
+23.4M LVL
+22.2M LVL
PASSAGE AREA
STAIRCASE AREA
FACADE ELEVATION
+19.2M LVL
+16.2M LVL
+13.2M LVL
+10.2M LVL
+7.2M LVL
+5.4M LVL
+4.2M LVL
19090
COMMERCIAL TERRACE
WAY TO COMMERCIAL TERRACE
COMMERCIAL BLOCK
COMMERCIAL BLOCK
COMMERCIAL BLOCK
COMMERCIAL BLOCK
STILT PARKING AREA
LOBBY
STAIRCASE AREA
STILT PARKING AREA
+1.2M PLINTH/LOBBY LVL
+0.15M STILT LVL
+0.0M LVL GROUND LINE

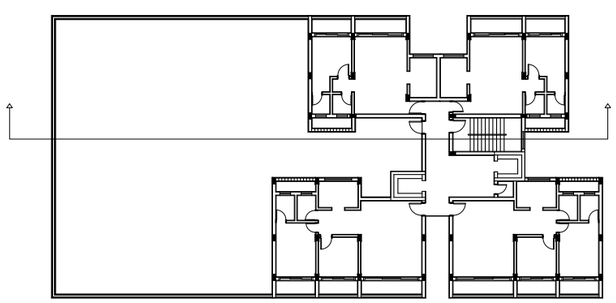

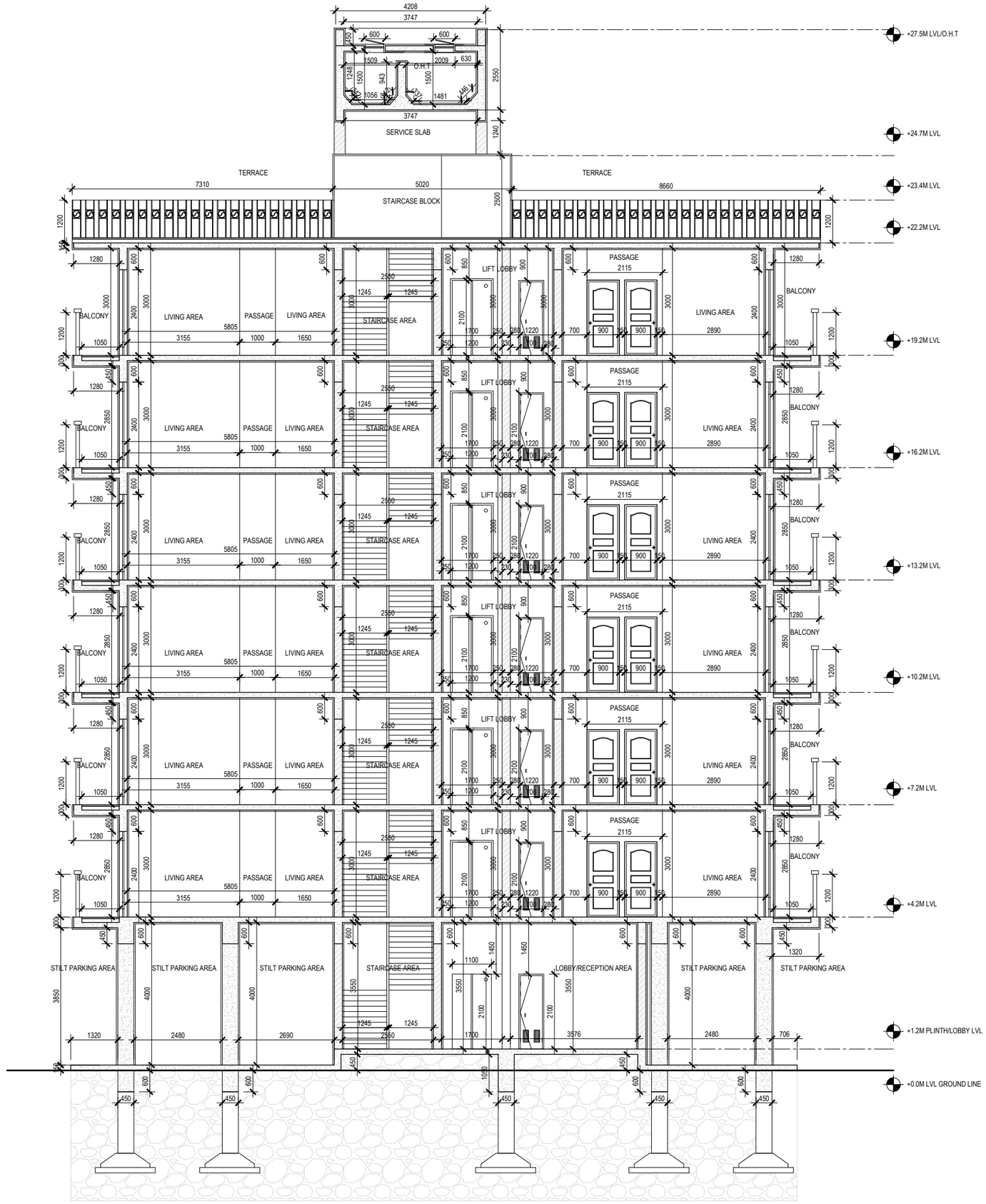
+27.5M LVL/O.H.T
+24.7M LVL
+23.4M LVL
+22.2M LVL
+19.2M LVL
+16.2M LVL
+13.2M LVL
+10.2M LVL
+7.2M LVL
+4.2M LVL
+1.2M PLINTH/LOBBY LVL
+0.0M LVL GROUND LINE
SERVICE SLAB
TERRACE
TERRACE
STAIRCASE BLOCK
LIFT LOBBY
PASSAGE
LIVING AREA
BALCONY
STAIRCASE AREA
STILT PARKING AREA
LOBBY/RECEPTION AREA
O.H.

GOVERNOR'S ISLAND (NEW YORK)

06

SOIL RESEARCH - "As the world faces climate issues, it is important tp address this issue and build better. this project site is House 19, Nolana park, governors island, New York. This historic house has been adaptively reused, preserving its history and combing it with sustainable systems to make the house zero net energy."

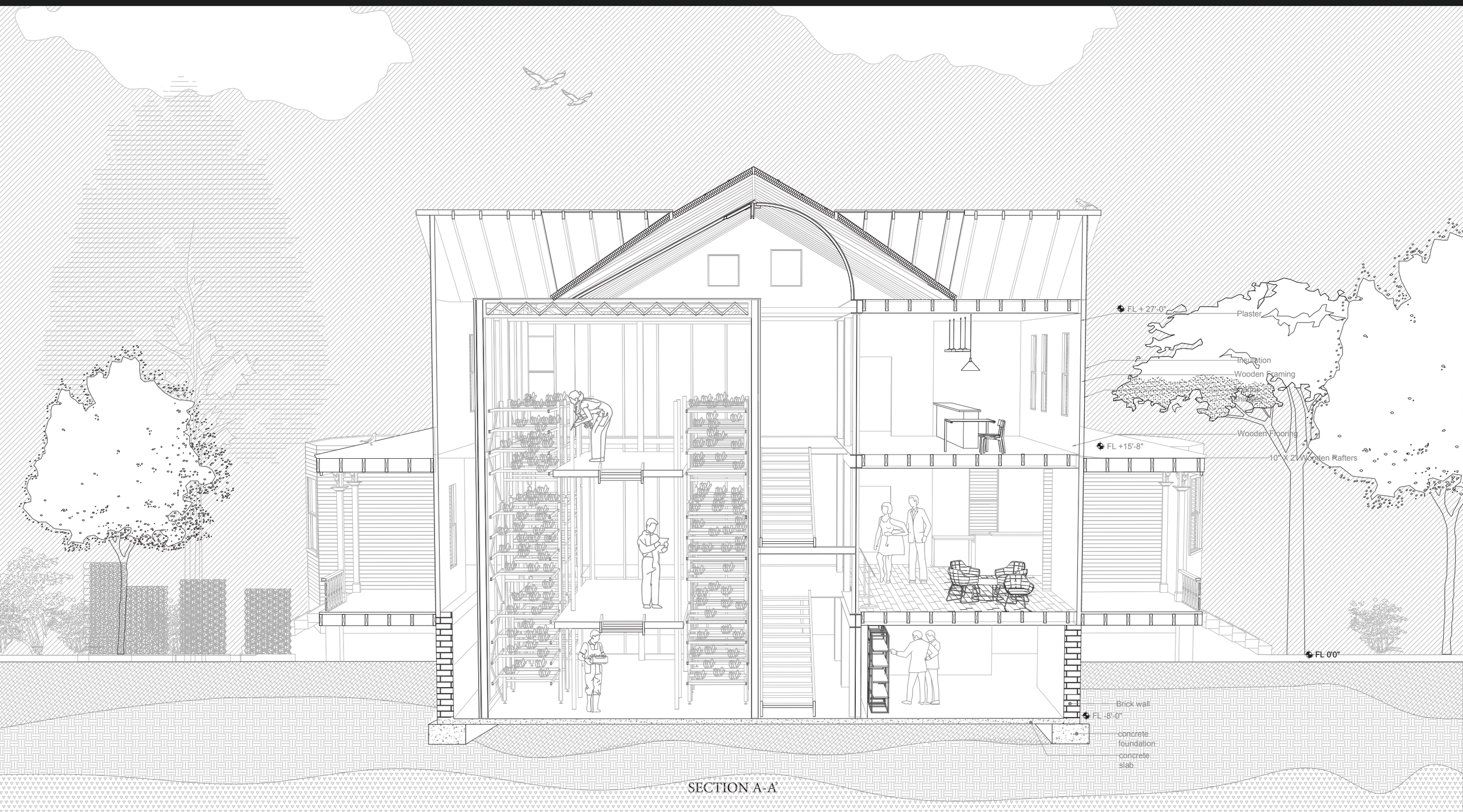

SECTION A-A'

House 19, Nolan Park,
Governor Island
Scale: 1/4" = 1' - 0"

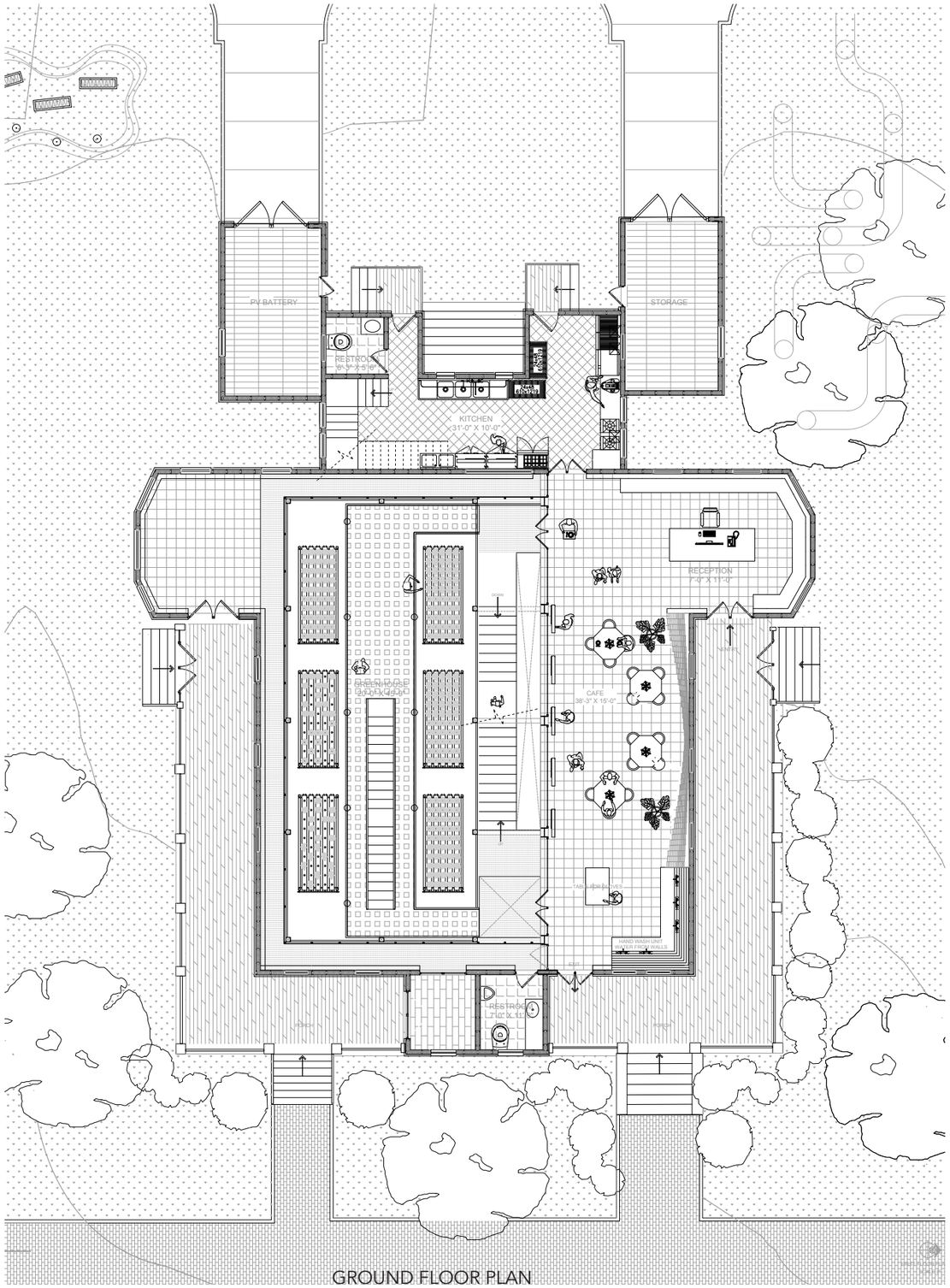

GROUND FLOOR PLAN

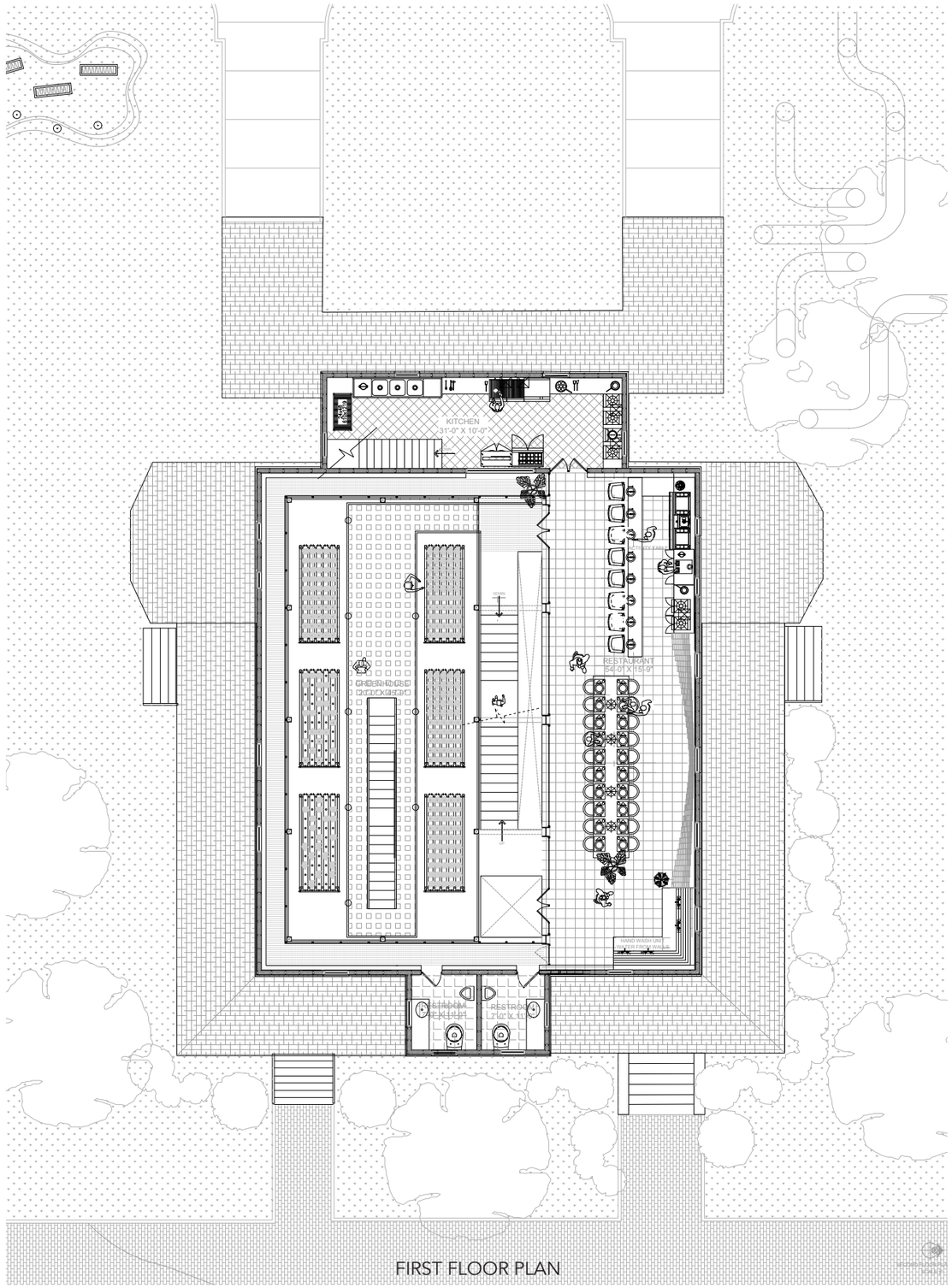

FIRST FLOOR PLAN

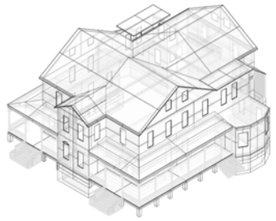

HOUSE 19

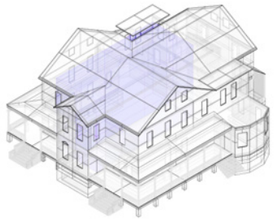

PROPOSED GREENHOUSE

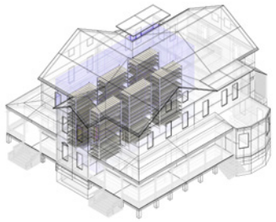

PROPOSED HYDROPONICS SYSTEM

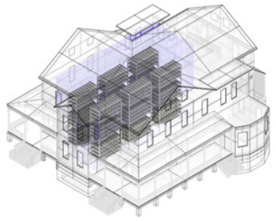

FOOD GROWN

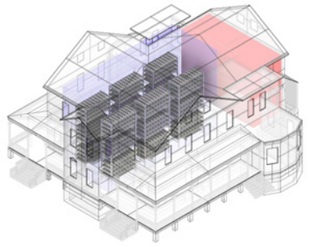

FOOD SENT TO KITCHEN

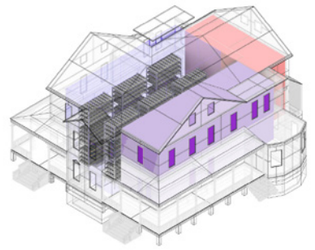

FOOD SERVED IN RESTAURANT



HYDROPONIC RACK FRAMEWORK



PROPOSED NFT HYDROPONIC SYSTEM



ADDED CIRCULATION



ADDED STAIRCASE



ENVELOPED BY GREENHOUSE

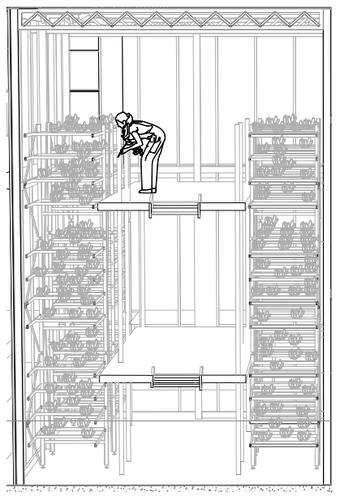

CHECKING PH LEVELS

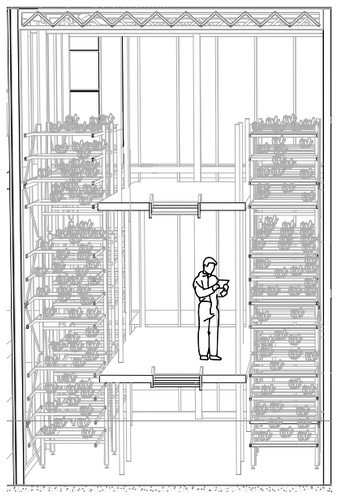

CHECKING AIR QUALITY

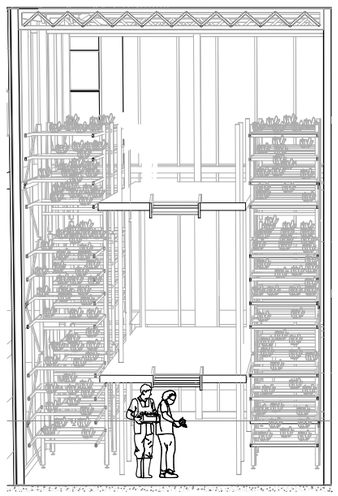

ADDING NUTRIENTS TO WATER

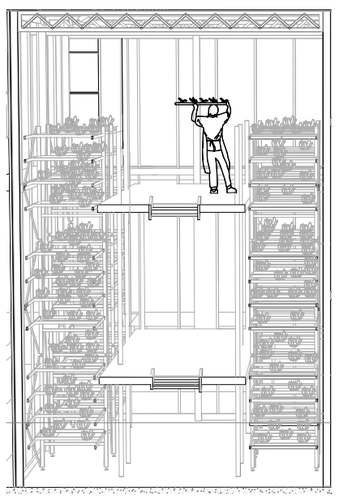

HARVESTING

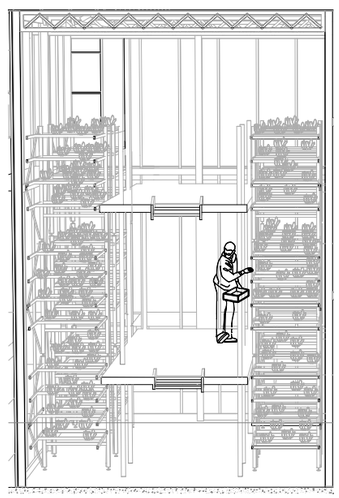

PLANTING SEEDS

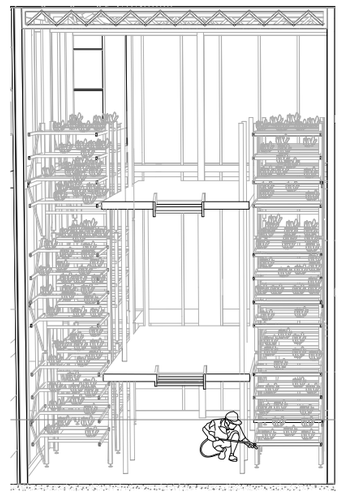

SCANNING FOR LEAKS












GOVERNOR'S ISLAND (NEW YORK)
SOIL RESEARCH

PLOT C9



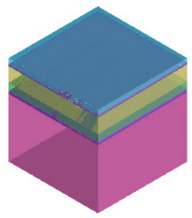

Indigenous (~ 1625)

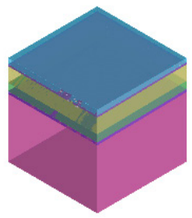

Colonial (1625 ~ 1700)

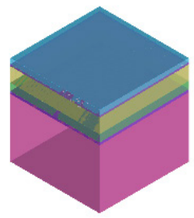

Military (1700 ~ 1800)

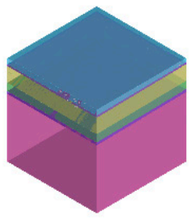

Industrialization (1800 ~ 1900)

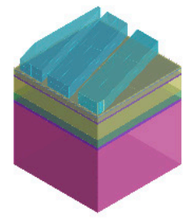

Modernization (1900 ~ 1985)

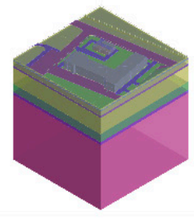

Development (1985 ~ 2007)

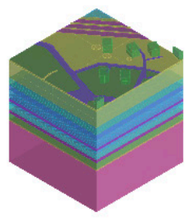

Present Day (2007 ~)

PLOT I15





Indigenous (~ 1625)



Colonial (1625 ~ 1700)



Military (1700 ~ 1800)



Industrialization (1800 ~ 1900)



Modernization (1900 ~ 1985)



Development (1985 ~ 2007)



Present Day (2007 ~)

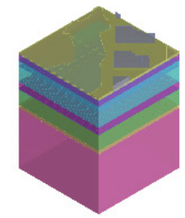

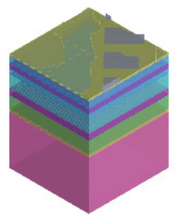

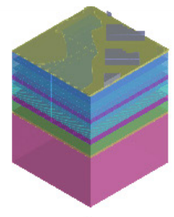

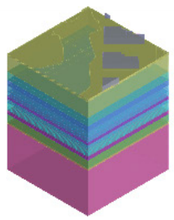

HOUSE 19 (NOLAN'S PARK) EXISTING CONDITIONS



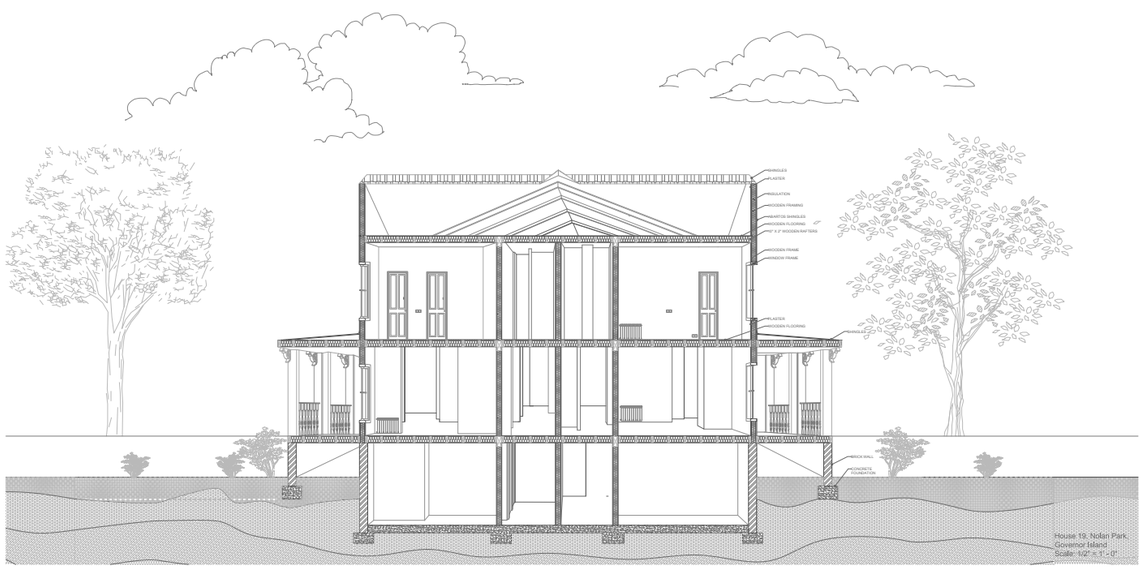

An illustration showing the evolution of activities and human interventions through the historic times till the present that affected the soil of governor's island (plot c9)



AUTODROME

07

This final year thesis project embraces my love for automobiles and how the introduction od automobiles drastically changed the scale of cities being built with automobile centric planning. My passion for Formula 1 and cars led me to design an experential race track and a testing track in an automobile hub setting, Talegoan, located between Mumbai and Pune expressway, where manufacturing companies like KIA motors, Hyundai, BMW and TATA motors have plants set up, with Urban forests as a core concept.



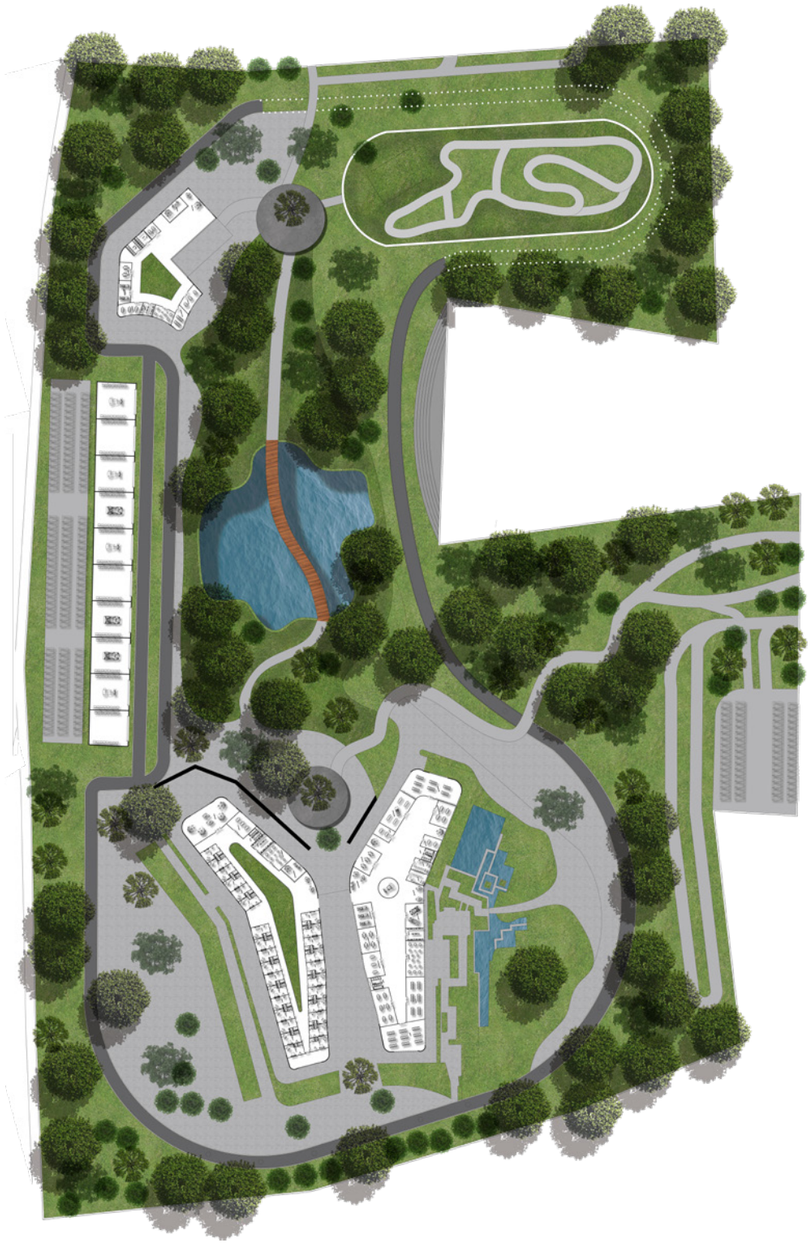

GROUND FLOOR PLAN

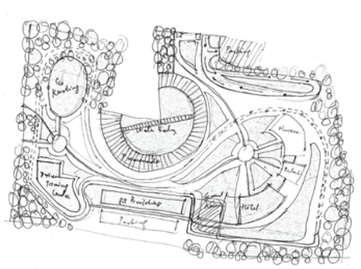



SKETCH SERIES 1



ROOF PLAN



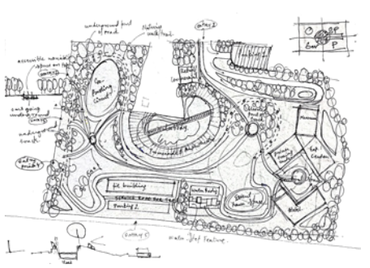

SKETCH SERIES 1



SECTION K - K'

SECTION F - F'



SKETCH SERIES 2

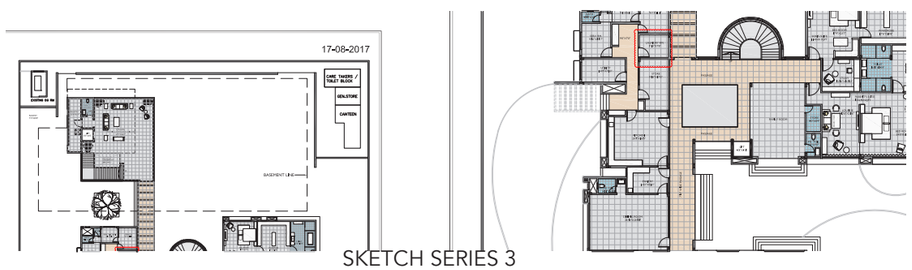

SKETCH SERIES 3



SECTION I - I'

SECTION H - H'



SKETCH SERIES 2



SKETCH SERIES 3



View 1



View 2



View 3



View 4



View 5



View 6



View 1



View 2



View 3



View 4



View 5



View 6



View 7

MEDIUMS - AR/VR EXPERIMENTS

Developed an interactive VR Experience showing how concepts from Rhino model-
ling expanded into an architectural space,
allowing the user to experience it, and then change some spatial or atmospheric
effects to show how the space performs.

Desiged inspired from above fabrication to create and Add elements from the
Physical model to in an architectural interactive enviornment.










Series of images walking you through the Spatial enviornment in AR and VR