

Architecture Portfolio

An abstract geometric design featuring two thin black lines that intersect. One line slopes upwards from the bottom left towards the top right, while the other slopes downwards from the top right towards the bottom left. Both lines have a soft, grey shadow cast behind them, creating a three-dimensional effect. The lines intersect in the lower right quadrant of the page.

2018 - 2024

Qixian Zhang

C O N T E N T S

Academic Works

Arch-y Bath P - 4

Curved House P - 14

Underneath The Ground P - 24

Professional Works

Garin Patel Townhouse P - 34

Pianko Residence P - 56

Academic Works

New Market P - 64

WeWork Tower P - 74

Stored Energy Research Building P - 86

La Brea Tar Pits Museum P - 96

Extracurricular P - 102




Arch-y Bath

Spring, 2022 | Instructor: Daniel Markiewicz | Partner: Xinru Tan

Fairmont Park, Philadelphia, PA.


Weitzman School of Design, University of Pennsylvania

The project aims to bring the public and visitors together to relax and recharge themselves when needed. Arch-y Bath would also become a rare and exclusive destination for the city of Philadelphia since the city doesn't usually equip its public facilities with the idea of leisure. The design starts with a simple half-circle arch that is extruded off scale to create unique interior space. Multiple of them are brought together based on the location of the site and with the thought of generating more interesting space for the program. The bathhouse is also carefully designed to hide from the further eye sight, located in the middle of the Fairmount Park provides a good environment of privacy for bathing. Quiet and peaceful surrounding help visitor to fully relax and enjoy the experience. The structure of the building is also designed to be functional during cold winter time. Specialized waterproofing and thermal performance studies are done during the design process to accommodate such needs.





Aerial render.



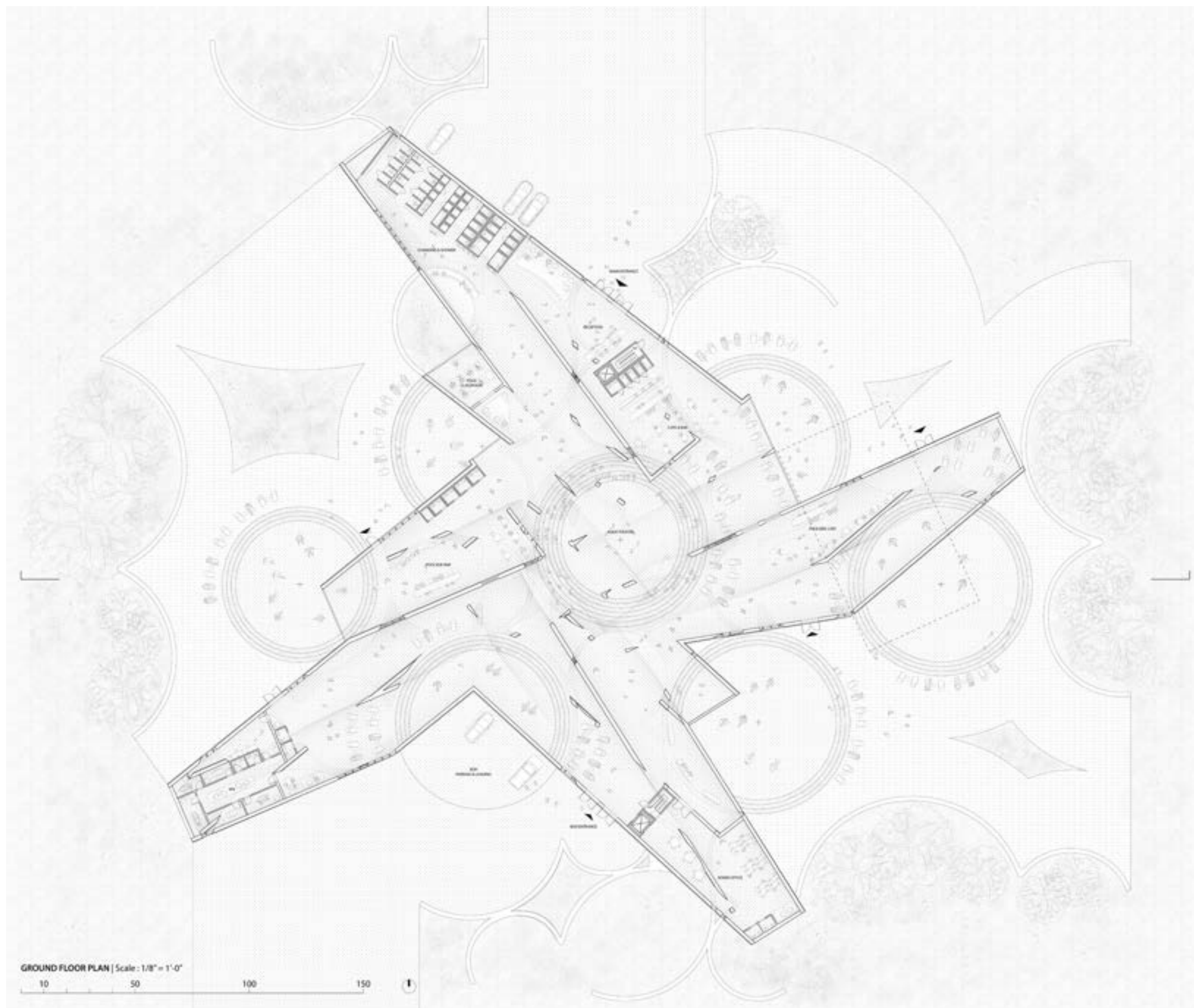
Render view of a exterior public pool.



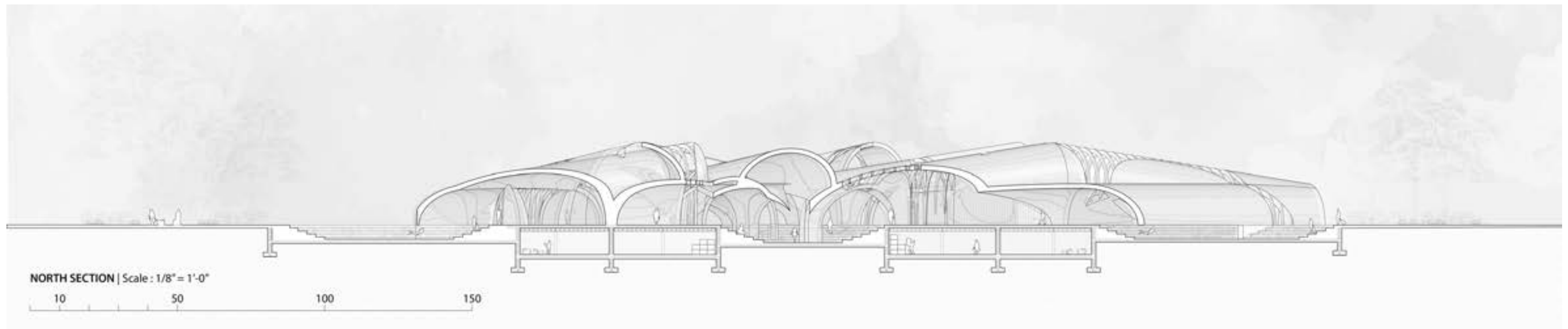
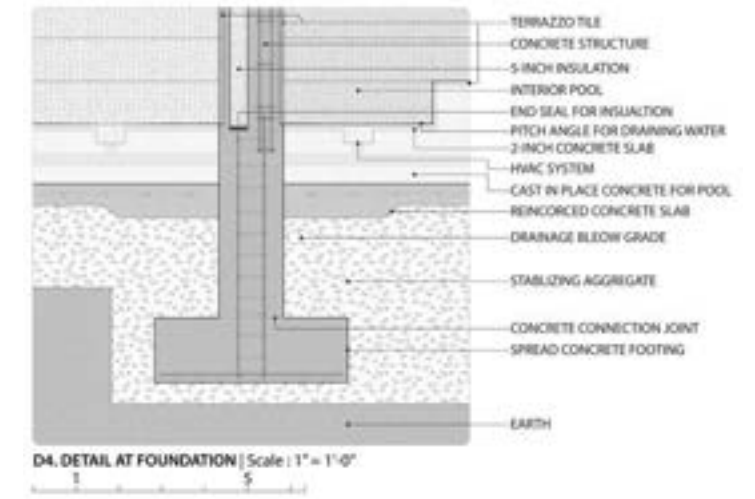
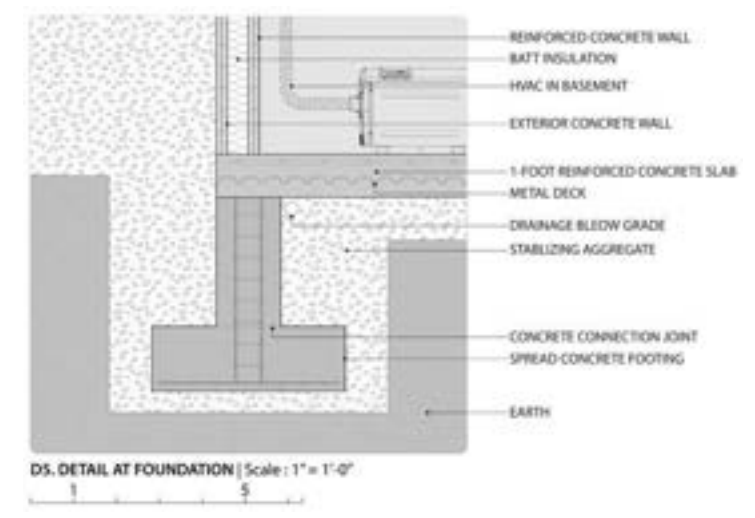
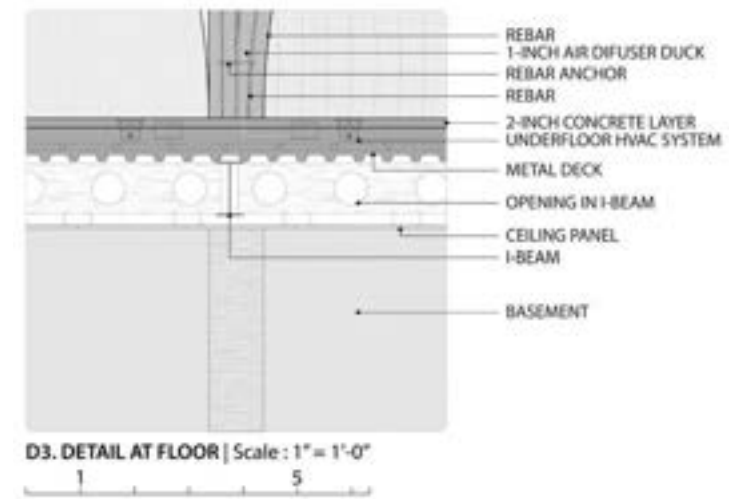
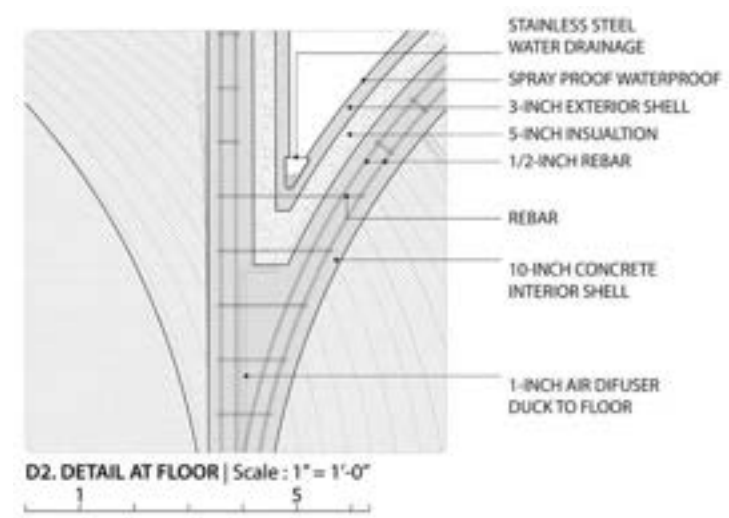
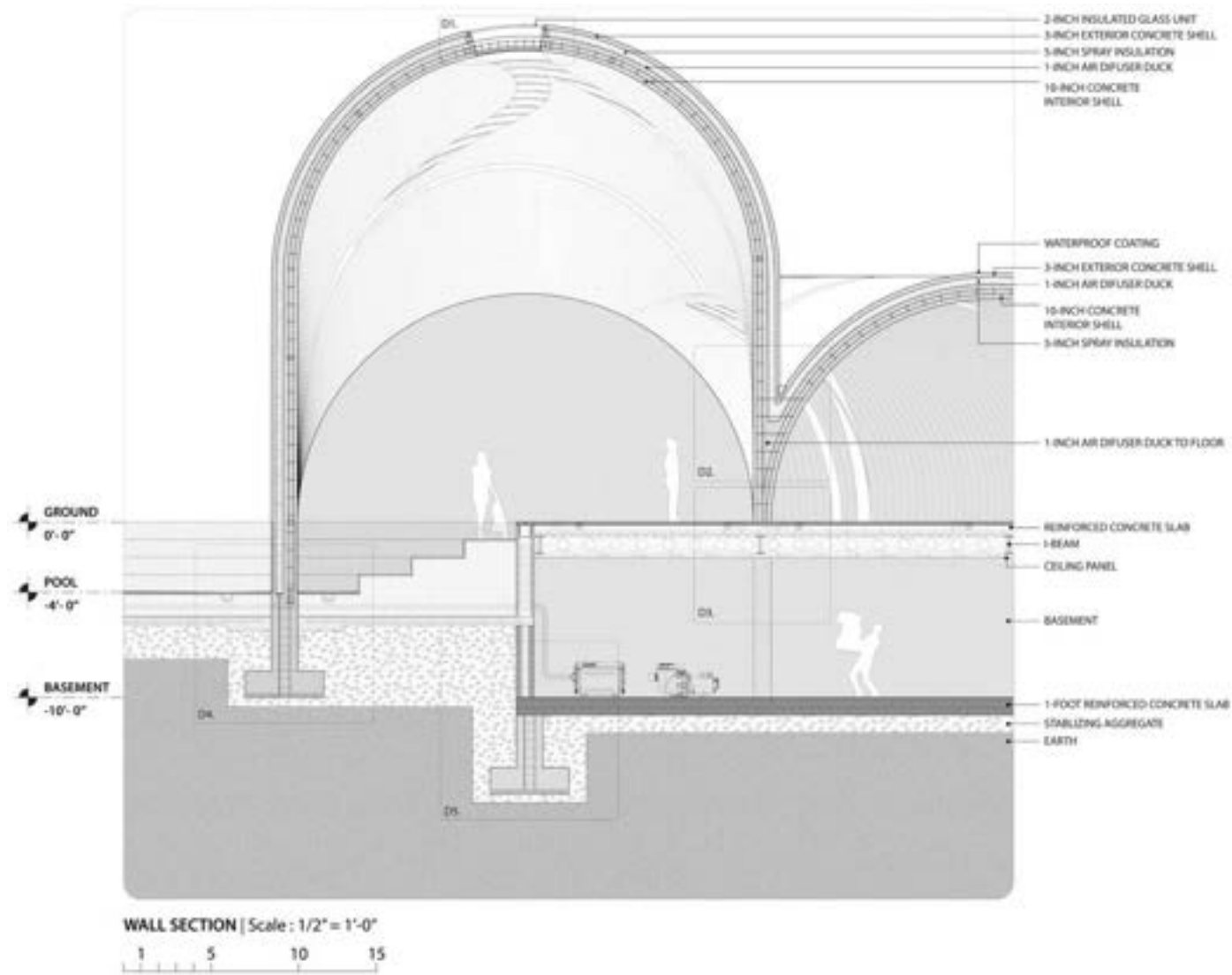
Interior render between arch ways.



Interior render of main pool with structural concrete rib at top.



Ground floor plan shows building connection to the site, as well as public and administrative entrance.



Overall section showing larger pool areas around the exterior as well as the main pool in the center of the building.



Photos of physical chunk model.


Curved House

Fall, 2021 | Instructor: Ben Krone

Redhook, New York.

Weitzman School of Design, University of Pennsylvania

The neighborhood of Red Hook in New York is currently facing gentrification and the local people are struggling to find affordable housing. The project aims to renovate an existing abandoned structure into an affordable housing complex with co-working spaces for attracting more people to live and work at the community. The renovation drives from the idea of maintaining the dominant structural appearance of the existing structure while introduce a subtle but innovative design language that won't interrupt the existing. A simple but elegant “S” curve was brought in for introducing a smooth connection between structures as well as cut them open to let in natural light. As a result, both interior space and exterior appearance are reborn. This new public housing complex is set to bring in energy and youth in the near future for the community of Redhook.





Elevation of main facade.



Axonometric cutaway drawing.



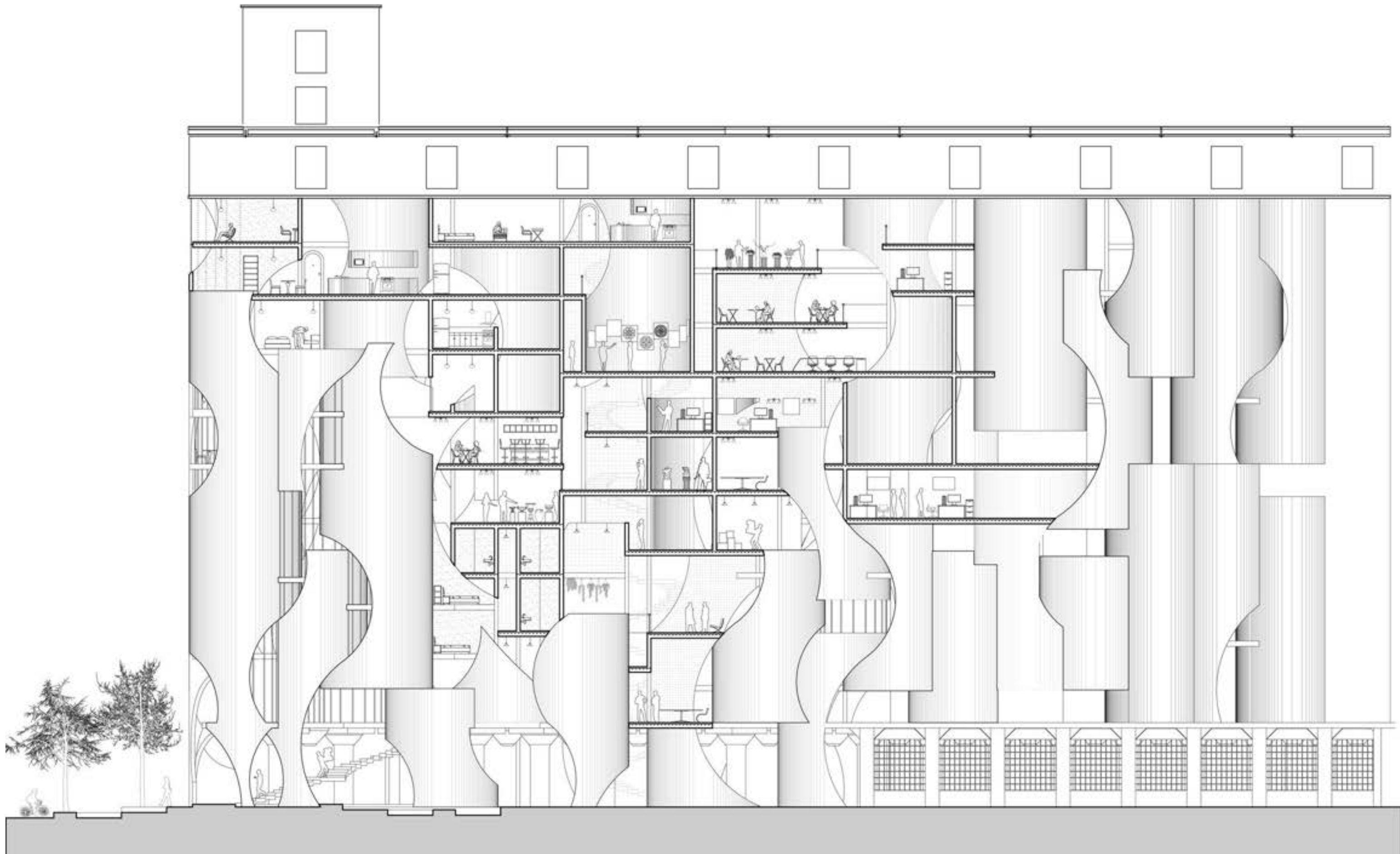
Render view of inside a housing unit.



Render of main entrance.




Overall night view render.



Cutaway section shows interior spaces.



Public common space within the building allow public and the resident to engage and interact on a daily basis.



Main floor plan shows interior spaces between housing units and public space.

Underneath The Ground

Fall, 2022 | Instructor: Ferda Kolatan | Team Member: Jun Yan

Cappadocia, Turkey.

Weitzman School of Design, University of Pennsylvania

Cappadocia, originated from the early Christian period, is this name that represents the region of exceptional natural wonders in the middle of Turkey. The site is located at a hill with existing food storage tunnel dug by a simple machine on the volcanic ash call “tuff” which is soft but strong after exposed to air and moisture. We were interested in the texture that the machine leaves behind around the interior and the powerful and mysterious beauty imagery by adding artificial lights. Thus, we pushed the machine further to develop our intervention underground, again; reinvented a underground world that is unique to its environment and the maker.



Render view at top of the hill.



Machine for digging tunnels.



Textures made from machine in tunnels.



1.



2.



3.

Early studies of machine operation (Fig1. & 2. & 3.).



Further studies model of machine operation and texture making.




Render of exterior, approaching from the main road.




Render of interior with detail texture on the structure.



Render of existing entry way of (left) along with newly designed entry for programs (right).



Render of interior space look up to the sky.



Unusual experience in Beneath the Ground.



Photos of physical chunk model.

Garin Patel Townhouse

Winter 2023 - Present | Project Architect: Annie Coombs

Queens, NY.

Siris Coombs Architecture

Located in a quite and harmonious neighborhood in Queens, NY. This townhouse is in the need for a revitalization. Our team aim to salvage as many existing materials as possible to lessen the environmental footprint as well as thrive to maintain the vernacular aesthetic within the neighborhood. Our design strategies also introduce passive house design that includes high thermal mass exterior wall, light well and a green roof, help making the house more energy efficient throughout the year.





LIST OF DRAWINGS

GENERAL

A.001 TITLE & GENERAL NOTES

SITE

AS.100 SITE PLAN

DEMOLITION

D.100 DEMO PLAN - CELLAR
D.101 DEMO PLAN - FIRST FLOOR
D.102 DEMO PLAN - SECOND FLOOR
D.103 DEMO PLAN - THIRD FLOOR
D.104 DEMO PLAN - ROOFDECK / BULKHEAD STAIR
D.500 DEMO ELEVATION - EXTERIOR ELEVATIONS

CONSTRUCTION PLANS

A.100 CONSTRUCTION PLAN - CELLAR
A.101 CONSTRUCTION PLAN - FIRST FLOOR
A.102 CONSTRUCTION PLAN - SECOND FLOOR
A.103 CONSTRUCTION PLAN - THIRD FLOOR
A.104 CONSTRUCTION PLAN - ROOFDECK / BULKHEAD STAIR
A.200 FINISH PLAN - CELLAR
A.201 FINISH PLAN - FIRST FLOOR
A.202 FINISH PLAN - SECOND FLOOR
A.203 FINISH PLAN - THIRD FLOOR
A.204 FINISH PLAN - ROOFDECK / BULKHEAD STAIR
A.300 RCP - CELLAR
A.301 RCP - FIRST FLOOR
A.302 RCP - SECOND FLOOR
A.303 RCP - THIRD FLOOR
A.304 RCP - ROOFDECK / BULKHEAD STAIR
A.400 POWER PLAN - CELLAR
A.401 POWER PLAN - FIRST FLOOR
A.402 POWER PLAN - SECOND FLOOR
A.403 POWER PLAN - THIRD FLOOR
A.404 POWER PLAN - ROOFDECK / BULKHEAD STAIR

EXTERIOR ELEVATIONS

A.500 EXTERIOR ELEVATIONS

BUILDING & WALL SECTIONS

A.600 BUILDING SECTIONS
A.601 BUILDING SECTIONS
A.602 BUILDING SECTIONS

INTERIOR ELEVATIONS

A.700 KITCHEN & DINING ELEVATIONS
A.701 LIVING ROOM ELEVATIONS
A.702 ENTRY & REAR MUD ROOM ELEVATIONS
A.703 OPEN ELEVATIONS
A.704 2ND FLOOR BEDROOM ELEVATIONS
A.705 2ND FLOOR BATHS & LAUNDRY ELEVATIONS
A.706 2ND FLOOR LANDING & OFFICE ELEVATIONS

DETAILS

A.800 WALL DETAILS

SCHEDULES

A.900 WINDOW & DOOR SCHEDULE

PHASE: PRICING

SCALE: 1/4" = 1'-0"

DATE: 02/28/2024

REVISION DATES:

1.

2.

3.

4.

5.

DRAWING TITLE:

Cover Sheet

PROFESSIONAL SEAL & SIGNATURE:

DWG. No.

A.001.

PAGE OF

D.O.B. JOB NUMBER:

© 2020 Siris Coombs Architecture PLLC.
All rights reserved.

S C A

CONSULTANTS:

STRUCTURAL ENGINEER:

MECHANICAL ENGINEER:

OWNER:

GARIN PATEL
34 - 52 67th Street.
Queens. NY. 11372

BSCAN STICKER:

GARIN PATEL
TOWNHOUSE

34-52 76th Street.
Queens. NY. 11372

SIRIS COOMBS ARCHITECTURE PLLC 37A 9TH ST. - #3, BROOKLYN, NY 11215 TEL: 212.580.2220

Drawing set preparation for preliminary pricing.

DEMOLITION LEGEND

- EXISTING DOOR, WINDOW, TRIM TO BE REMOVED
- EXISTING SECTION OF EXTERIOR WALL TO BE REMOVED
- EXISTING ROOF TO BE REMOVED

REFER TO DEMOLITION PLANS FOR ADDITIONAL NOTES.



1 DEMO ELEVATION - FRONT - EAST
Scale: 1/4" = 1'-0"



2 DEMO ELEVATION - SIDE - SOUTH
Scale: 1/4" = 1'-0"



3 DEMO ELEVATION - REAR - WEST
Scale: 1/4" = 1'-0"

S C A

CONSULTANTS:
STRUCTURAL ENGINEER:

MECHANICAL ENGINEER:

OWNER:
GARIN PATEL
34 - 52 67th Street.
Queens. NY. 11372

BSCAN STICKER:

GARIN PATEL
TOWNHOUSE
34-52 76th Street.
Queens. NY. 11372

SIRIS COOMBS ARCHITECTURE PLLC 37A 9TH ST. - #3, BROOKLYN, NY 11215 TEL: 212.580.2220

PHASE: PRICING

SCALE: 1/4" = 1'-0"

DATE: 02/28/2024

REVISION DATES:

-
-
-
-
-

DRAWING TITLE:

Demo Exterior Elevation

PROFESSIONAL SEAL & SIGNATURE:

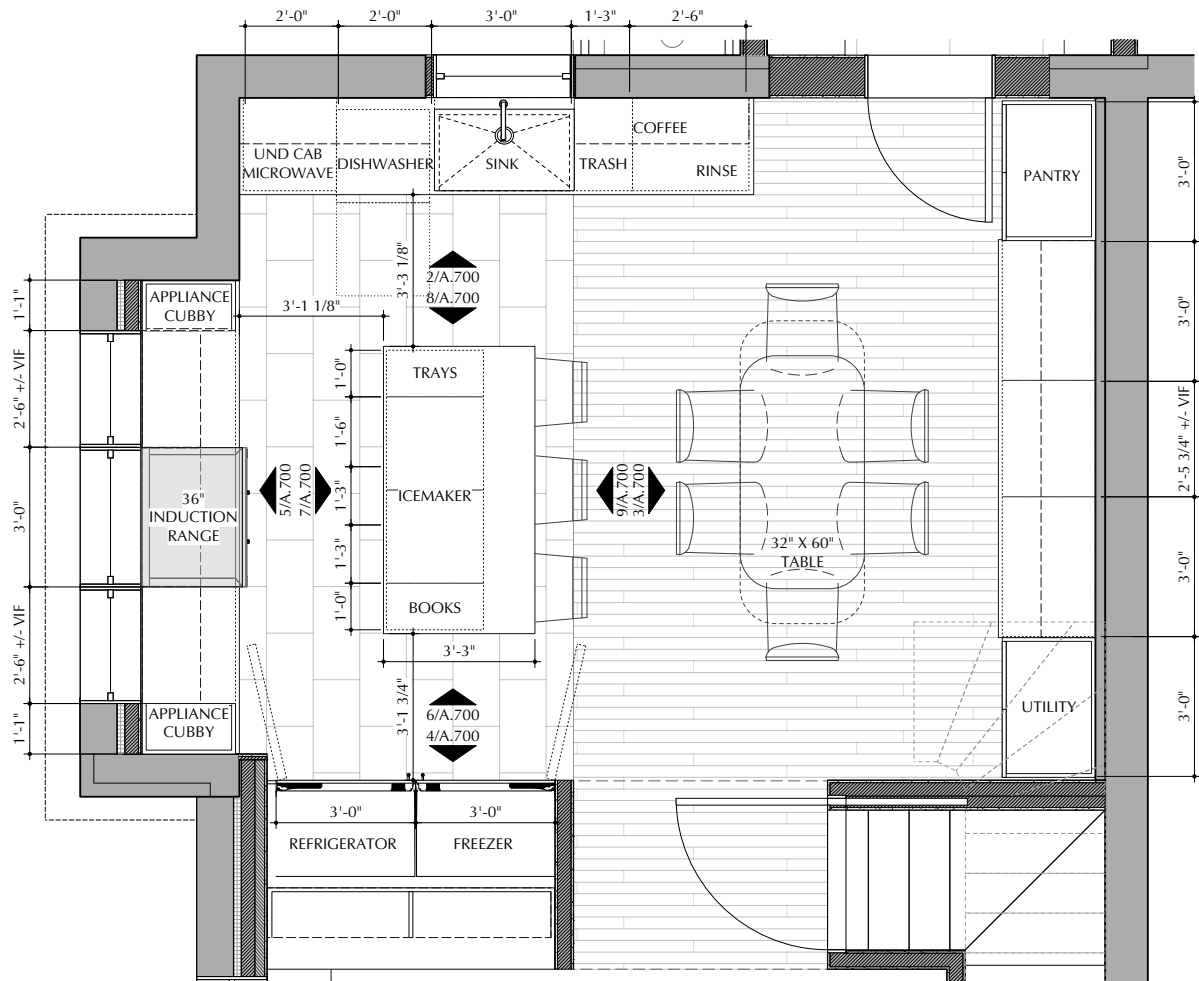
DWG. No.

D.500.

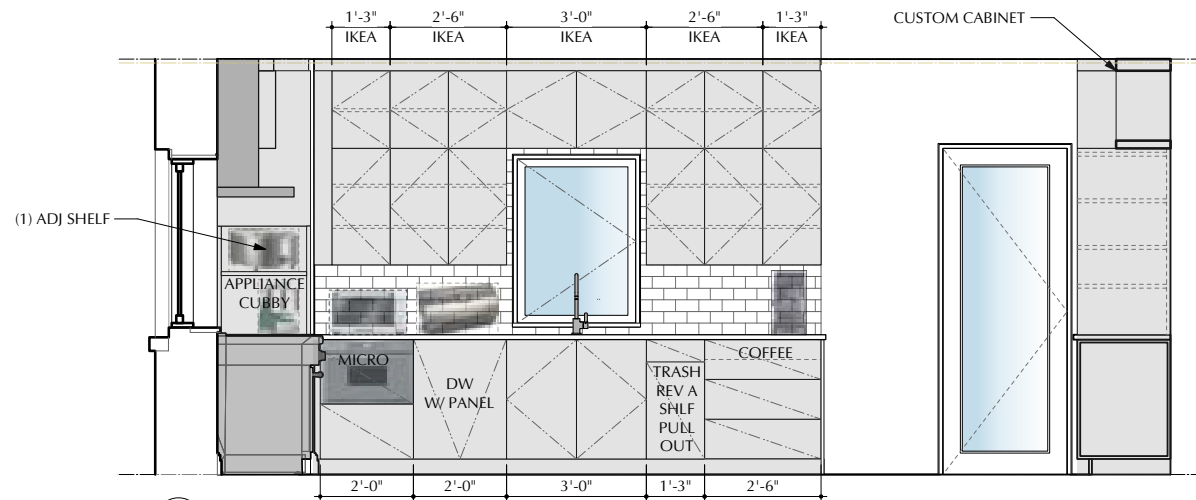
PAGE OF

D.O.B. JOB NUMBER:

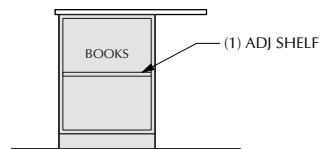
© 2020 Siris Coombs Architecture PLLC.
All rights reserved.



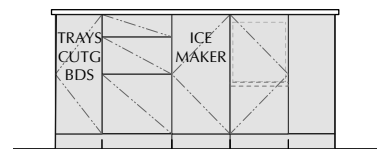
1 ENLARGED PLAN - KITCHEN / DINING
Scale: 1/2" = 1'-0"



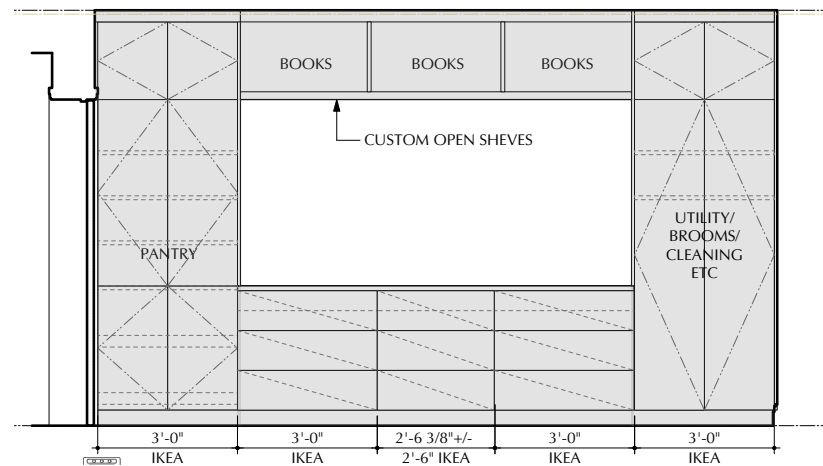
2 KITCHEN / DINING - WEST ELEV
Scale: 1/2" = 1'-0"



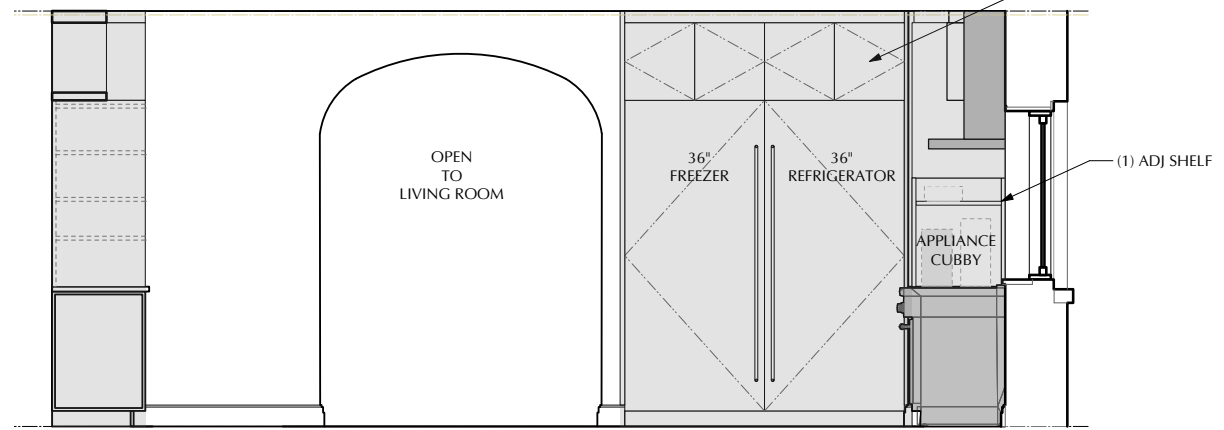
6 KITCHEN ISLAND - WEST ELEV
Scale: 1/2" = 1'-0"



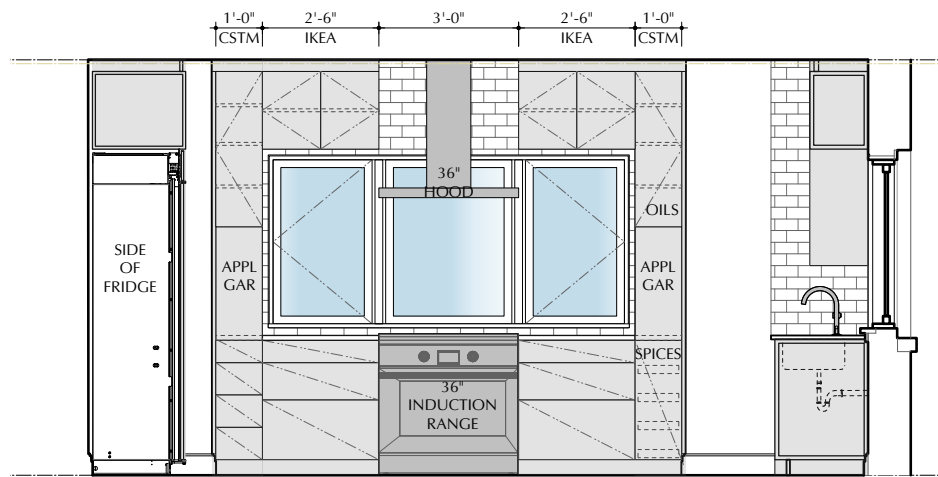
7 KITCHEN ISLAND - NORTH ELEV
Scale: 1/2" = 1'-0"



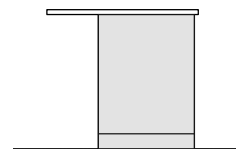
3 KITCHEN / DINING - NORTH ELEV
Scale: 1/2" = 1'-0"




4 KITCHEN / DINING - EAST ELEV
Scale: 1/2" = 1'-0"



5 KITCHEN / DINING - SOUTH ELEV
Scale: 1/2" = 1'-0"



8 KITCHEN ISLAND - EAST ELEV
Scale: 1/2" = 1'-0"



9 KITCHEN ISLAND - SOUTH ELEV
Scale: 1/2" = 1'-0"

SCA

CONSULTANTS:
STRUCTURAL ENGINEER:

MECHANICAL ENGINEER:

OWNER:
GARIN PATEL
34 - 52 67th Street.
Queens. NY. 11372

BSCAN STICKER:

GARIN PATEL
TOWNHOUSE
34-52 76th Street.
Queens. NY. 11372

SIRIS COOMBS ARCHITECTURE PLLC 37A 9TH ST. - #3, BROOKLYN, NY 11215 TEL: 212.580.2220

PHASE: PRICING

SCALE: 1/4" = 1'-0"

DATE: 02/28/2024

REVISION DATES:

1.

2.

3.

4.

5.

DRAWING TITLE:

Interior Elevations -
Kitchen / Dining

PROFESSIONAL SEAL & SIGNATURE:

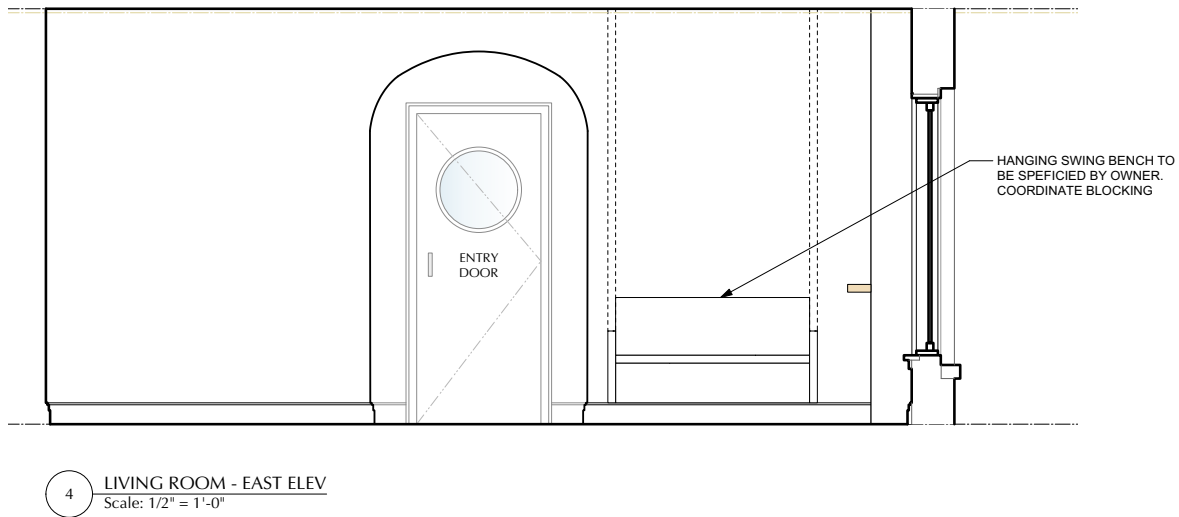
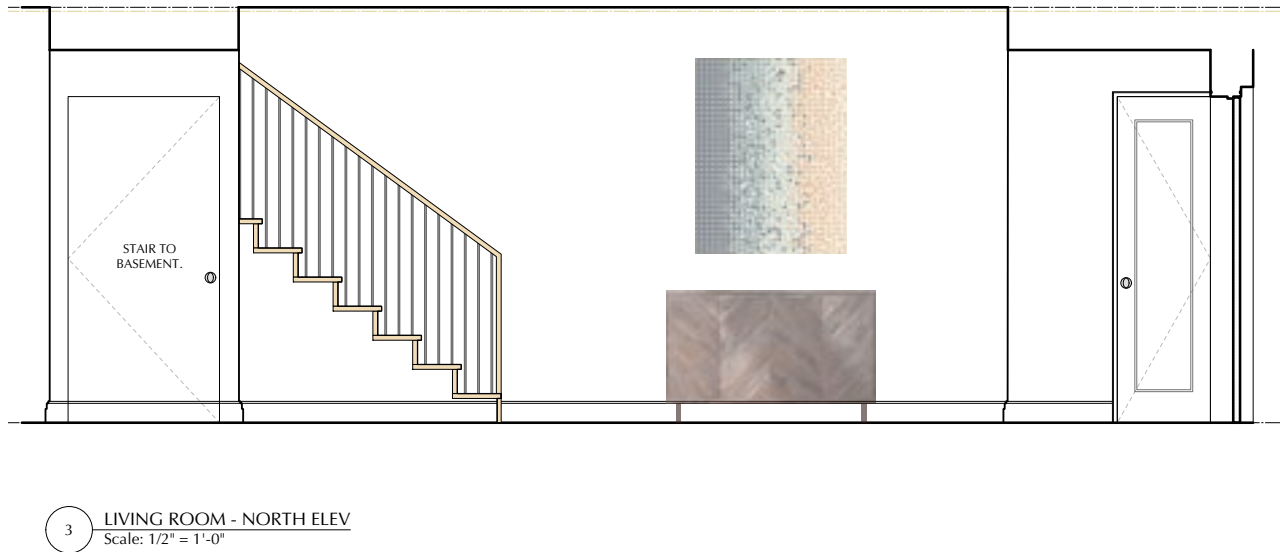
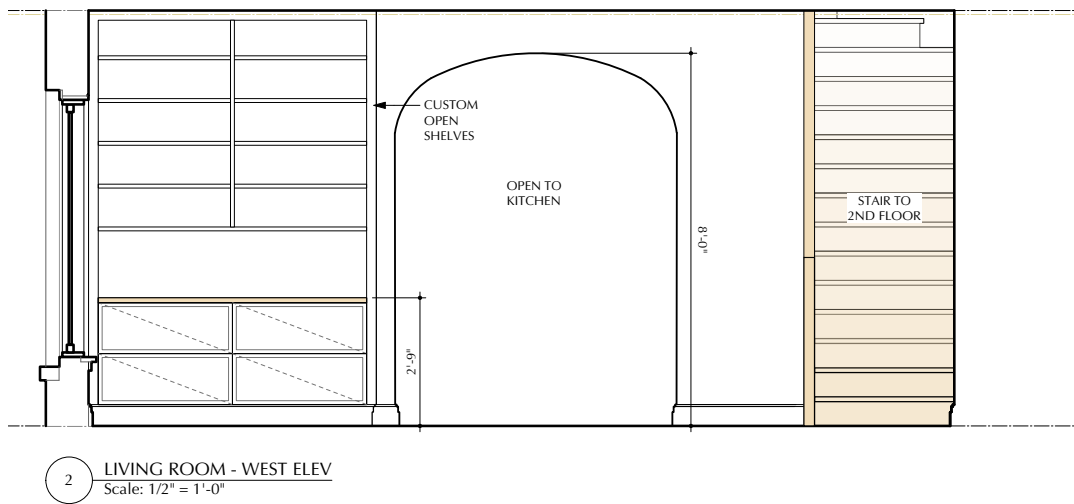
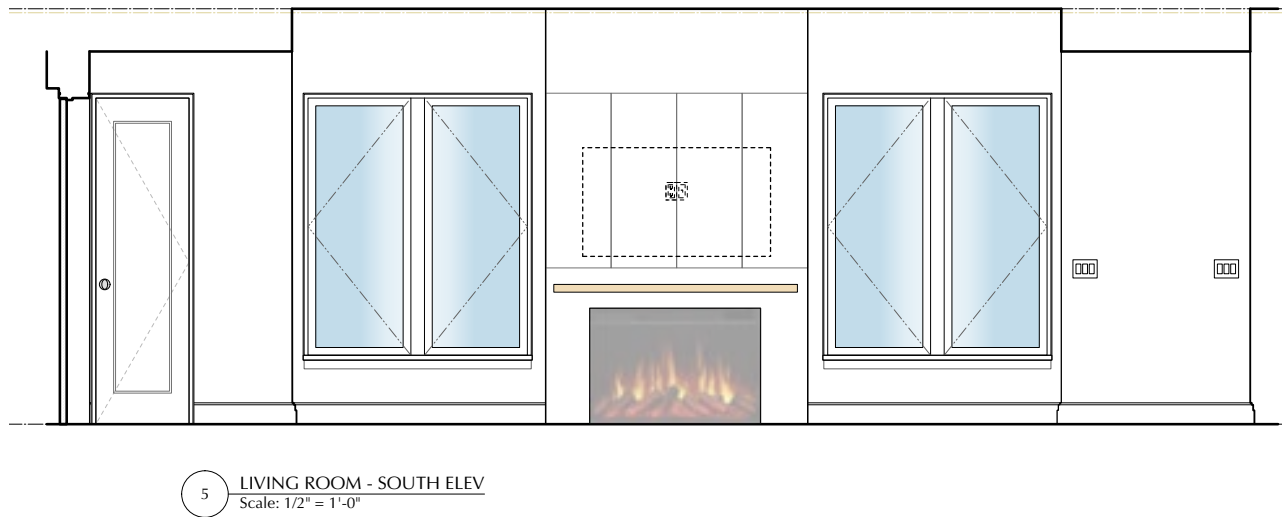
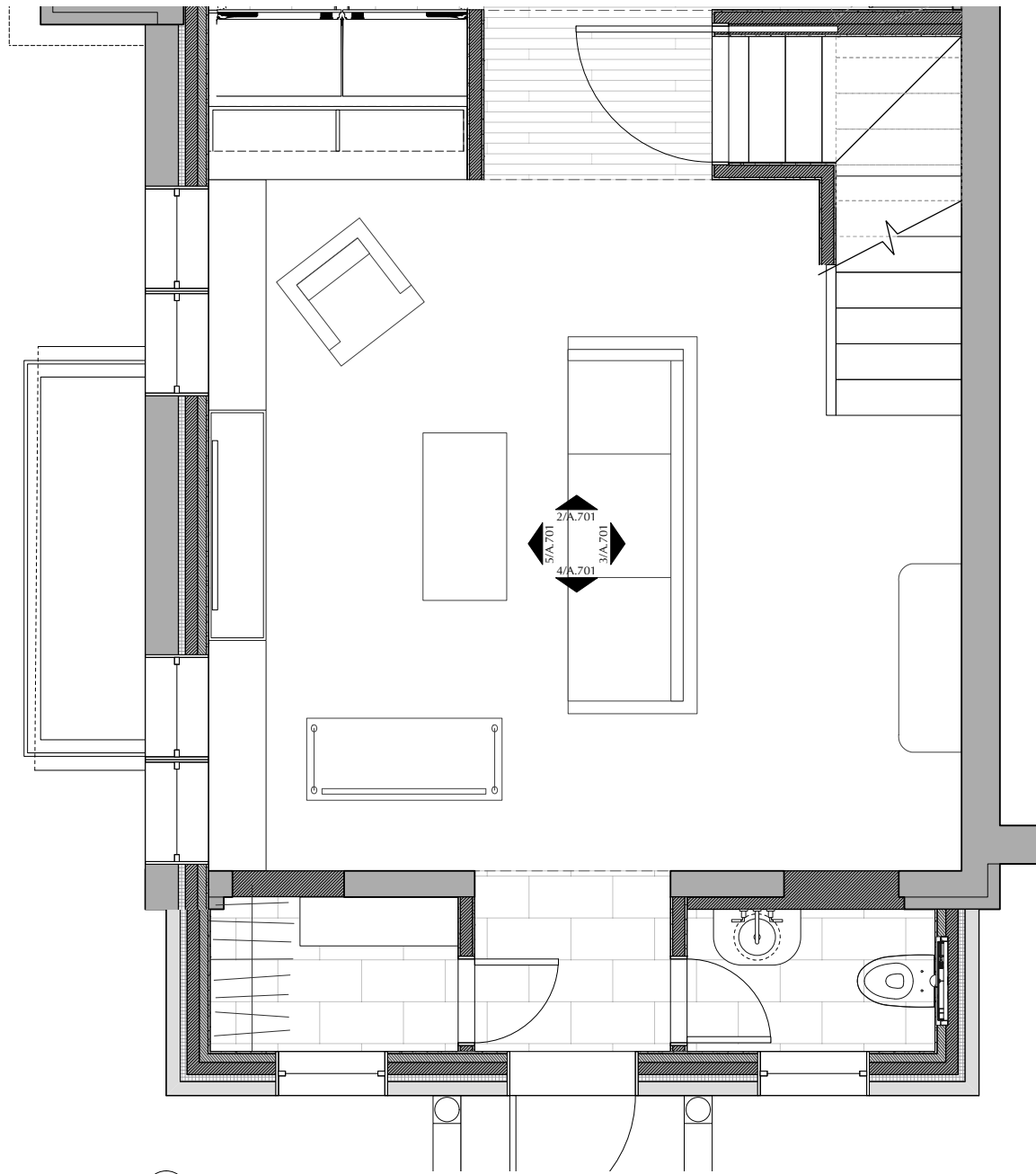
DWG. No.

A.700.

PAGE OF

D.O.B. JOB NUMBER:

© 2020 Siris Coombs Architecture PLLC.
All rights reserved.



SCA

CONSULTANTS:
STRUCTURAL ENGINEER:

MECHANICAL ENGINEER:

OWNER:
GARIN PATEL
34 - 52 67th Street.
Queens. NY. 11372

BSCAN STICKER:

**GARIN PATEL
TOWNHOUSE**
34-52 76th Street.
Queens. NY. 11372

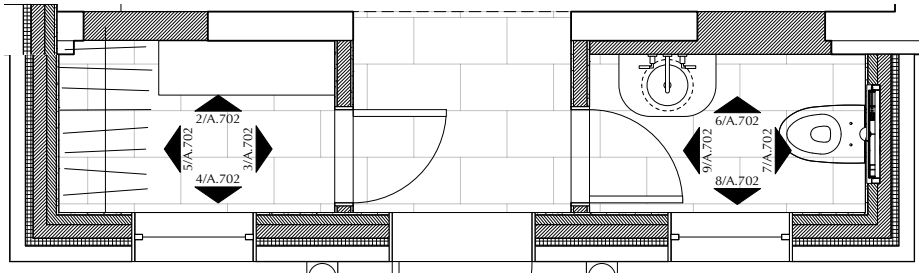
SIRIS COOMBS ARCHITECTURE PLLC 37A 9TH ST. - #3, BROOKLYN, NY 11215 TEL: 212.580.2220

PHASE: PRICING
SCALE: 1/4" = 1'-0"
DATE: 02/28/2024
REVISION DATES:
1.
2.
3.
4.
5.

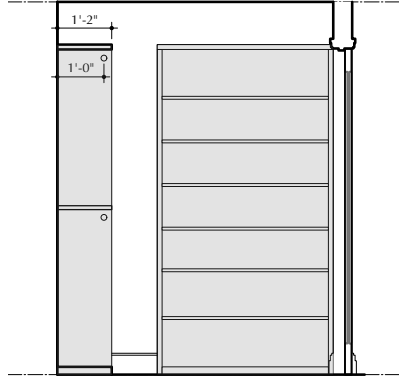
DRAWING TITLE:
Interior Elevations -
Living Room
PROFESSIONAL SEAL & SIGNATURE:

DWG. No.
A.701.
PAGE OF
D.O.B. JOB NUMBER:

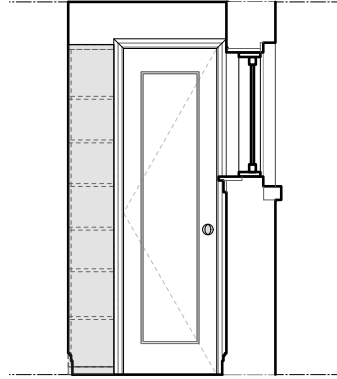
© 2020 Siris Coombs Architecture PLLC.
All rights reserved.



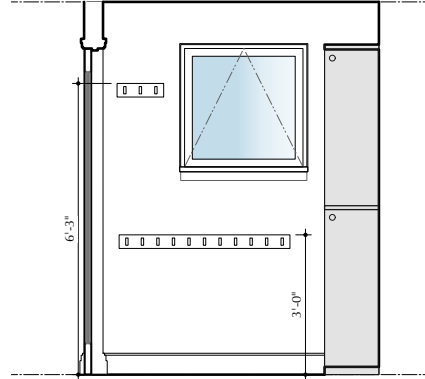
1 ENLARGED PLAN - ENTRY
Scale: 1/2" = 1'-0"



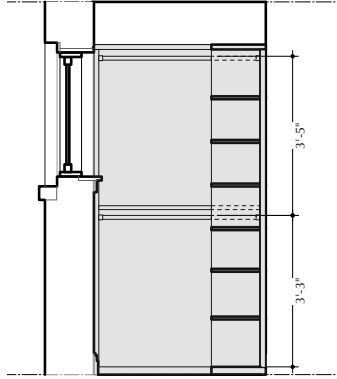
2 COAT CLOSET - WEST ELEV
Scale: 1/2" = 1'-0"



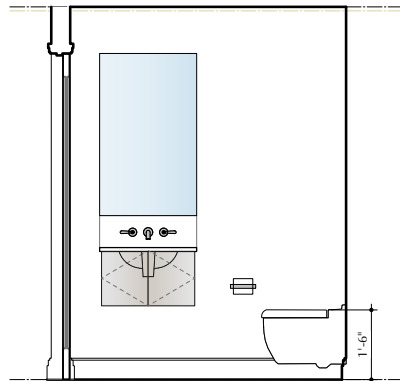
3 COAT CLOSET - NORTH ELEV
Scale: 1/2" = 1'-0"



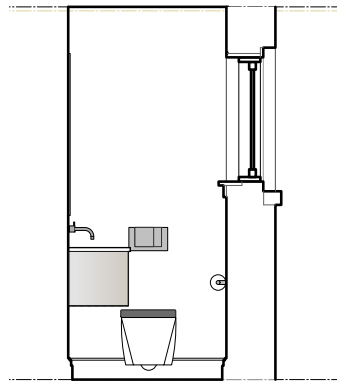
4 COAT CLOSET - EAST ELEV
Scale: 1/2" = 1'-0"



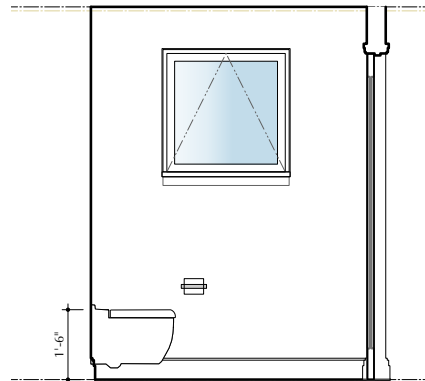
5 COAT CLOSET - SOUTH ELEV
Scale: 1/2" = 1'-0"



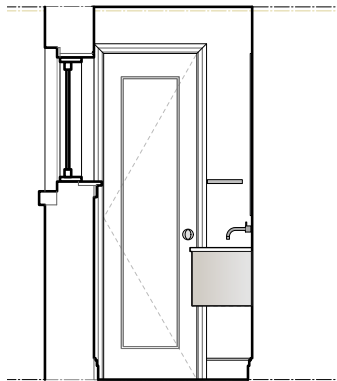
6 POWDER ROOM- WEST ELEV
Scale: 1/2" = 1'-0"



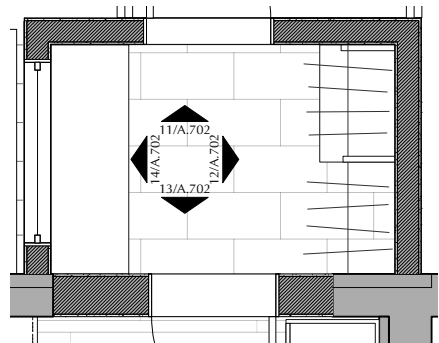
7 POWDER ROOM - NORTH ELEV
Scale: 1/2" = 1'-0"



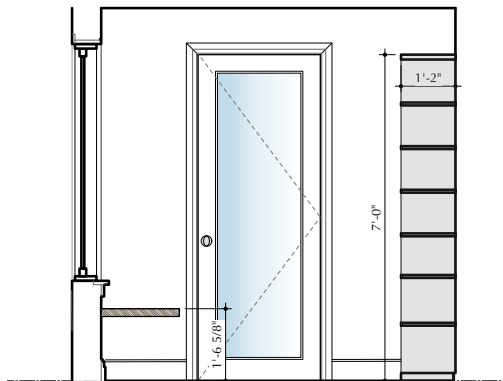
8 POWDER ROOM - EAST ELEV
Scale: 1/2" = 1'-0"



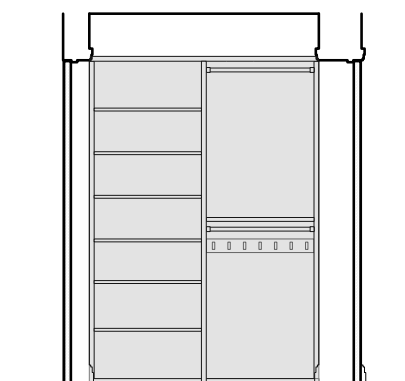
9 POWDER ROOM - SOUTH ELEV
Scale: 1/2" = 1'-0"



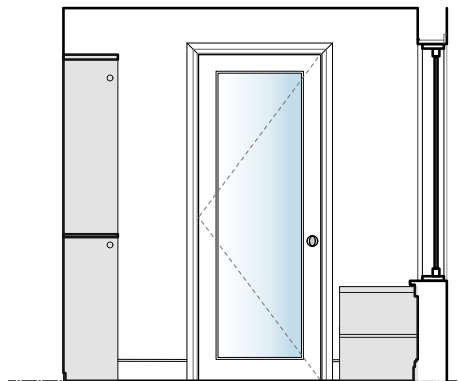
10 ENLARGED PLAN - REAR MUDROOM
Scale: 1/2" = 1'-0"



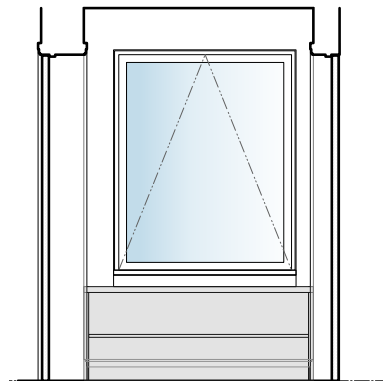
11 REAR MUDROOM - WEST ELEV
Scale: 1/2" = 1'-0"



12 REAR MUDROOM - NORTH ELEV
Scale: 1/2" = 1'-0"



13 REAR MUDROOM - EAST ELEV
Scale: 1/2" = 1'-0"



14 REAR MUDROOM - SOUTH ELEV
Scale: 1/2" = 1'-0"

SCA

CONSULTANTS:
STRUCTURAL ENGINEER:

MECHANICAL ENGINEER:

OWNER:
GARIN PATEL
34 - 52 67th Street.
Queens. NY. 11372

BSCAN STICKER:

GARIN PATEL
TOWNHOUSE
34-52 76th Street.
Queens. NY. 11372

SIRIS COOMBS ARCHITECTURE PLLC 37A 9TH ST. - #3, BROOKLYN, NY 11215 TEL: 212.580.2220

PHASE: PRICING

SCALE: 1/4" = 1'-0"

DATE: 02/28/2024

REVISION DATES:

1.

2.

3.

4.

5.

DRAWING TITLE:

Interior Elevations -
Mudroom, Entry, CI, PR
PROFESSIONAL SEAL & SIGNATURE:

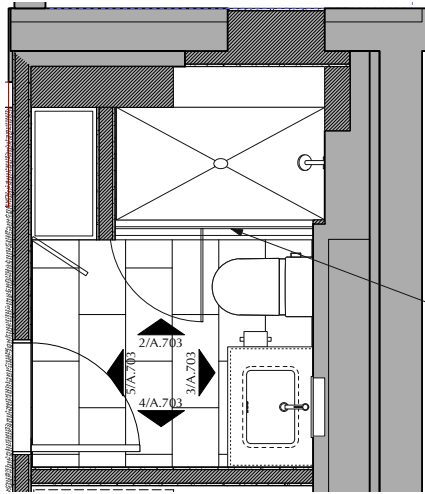
DWG. No.

A.702.

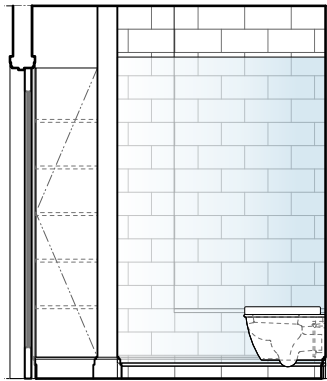
PAGE OF

D.O.B. JOB NUMBER:

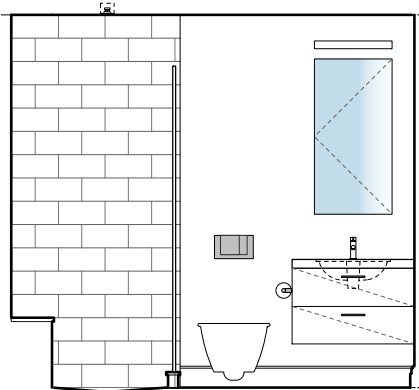
© 2020 Siris Coombs Architecture PLLC.
All rights reserved.



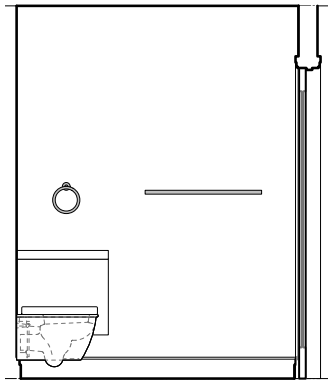
1 ENLARGED PLAN - BASEMENT BATH
Scale: 1/2" = 1'-0"



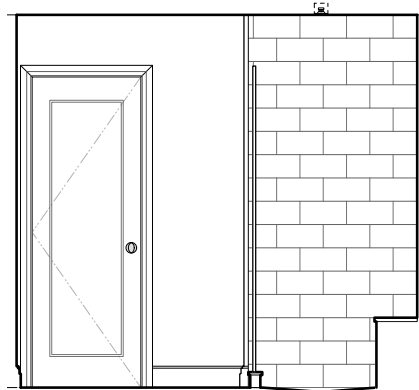
2 BATH - WEST ELEVATION
Scale: 1/2" = 1'-0"



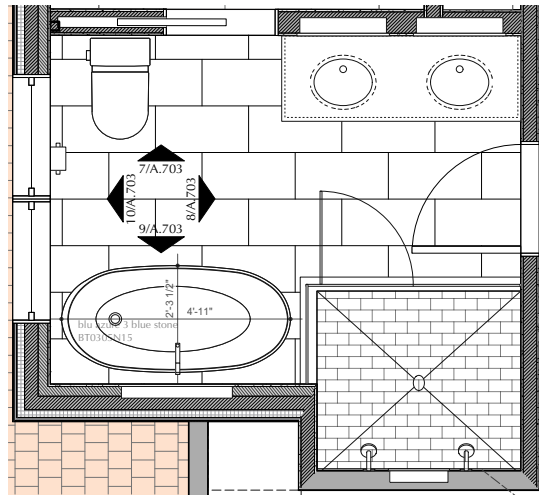
3 BATH - NORTH ELEVATION
Scale: 1/2" = 1'-0"



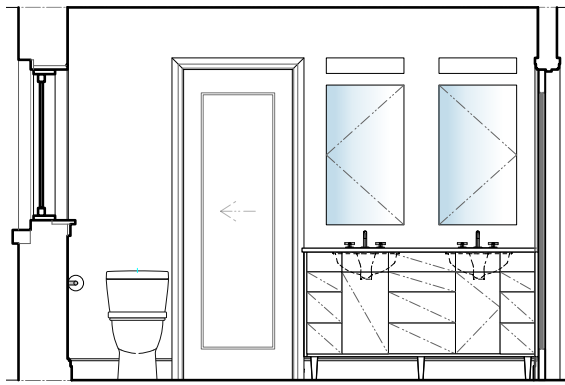
4 BATH - EAST ELEVATION
Scale: 1/2" = 1'-0"



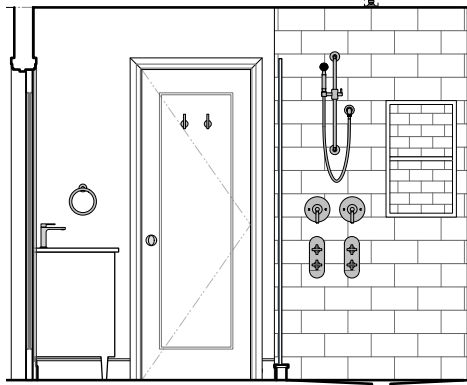
5 BATH - SOUTH ELEVATION
Scale: 1/2" = 1'-0"



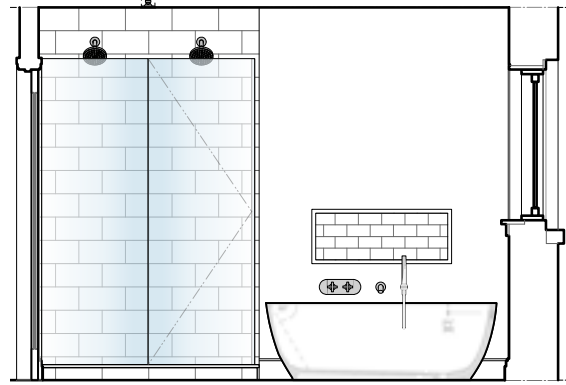
6 ENLARGED PLAN - PRIMARY BATH
Scale: 1/2" = 1'-0"



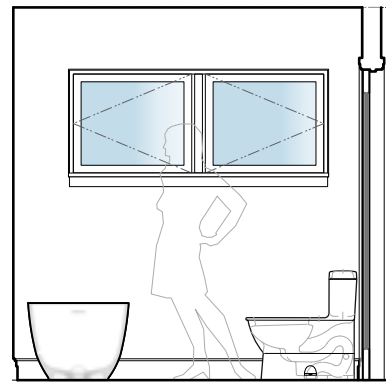
7 PRIMARY BATH - WEST ELEVATION
Scale: 1/2" = 1'-0"



8 PRIMARY BATH - NORTH ELEVATION
Scale: 1/2" = 1'-0"



9 PRIMARY BATH - EAST ELEVATION
Scale: 1/2" = 1'-0"



10 PRIMARY BATH - SOUTH ELEVATION
Scale: 1/2" = 1'-0"

S C A

CONSULTANTS:
STRUCTURAL ENGINEER:

MECHANICAL ENGINEER:

OWNER:
GARIN PATEL
34 - 52 67th Street.
Queens. NY. 11372

BSCAN STICKER:

GARIN PATEL TOWNHOUSE

34-52 76th Street.
Queens. NY. 11372

SIRIS COOMBS ARCHITECTURE PLLC 37A 9TH ST. - #3, BROOKLYN, NY 11215 TEL: 212.580.2220

PHASE: PRICING

SCALE: 1/4" = 1'-0"

DATE: 02/28/2024

REVISION DATES:

1.
2.
3.
4.
5.

DRAWING TITLE:

Interior Elevations -
Bathroom

PROFESSIONAL SEAL & SIGNATURE:

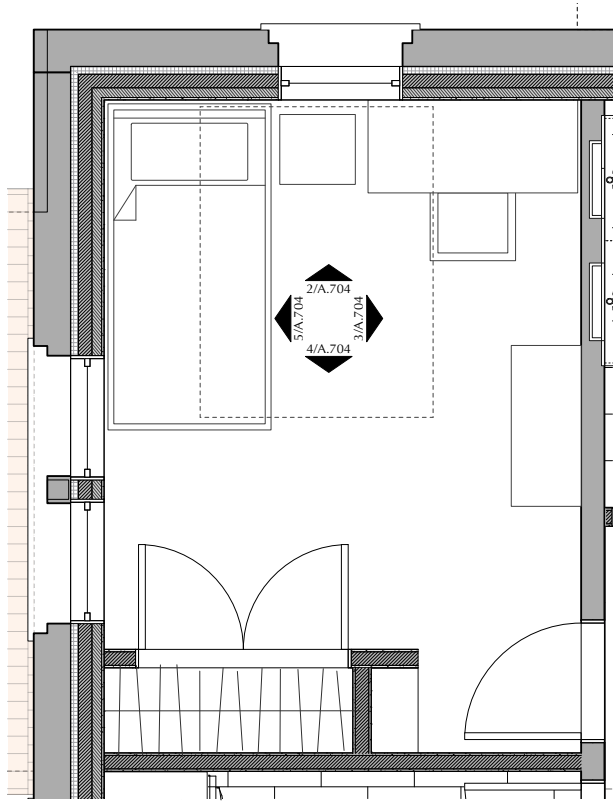
DWG. No.

A.703.

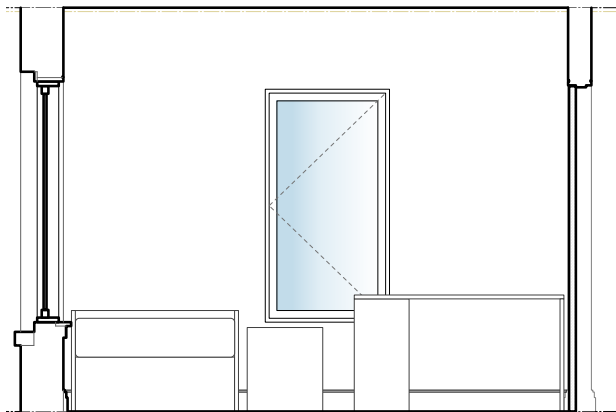
PAGE OF

D.O.B. JOB NUMBER:

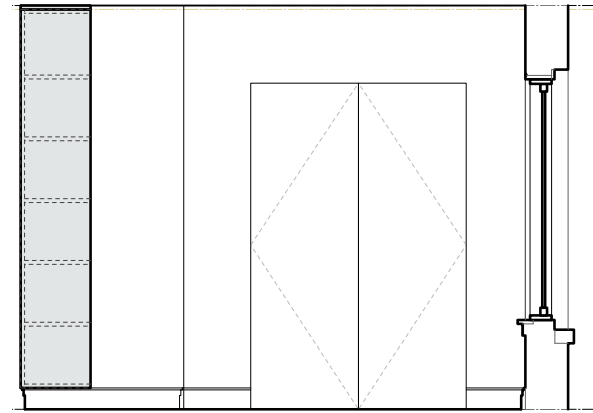
© 2020 Siris Coombs Architecture PLLC.
All rights reserved.



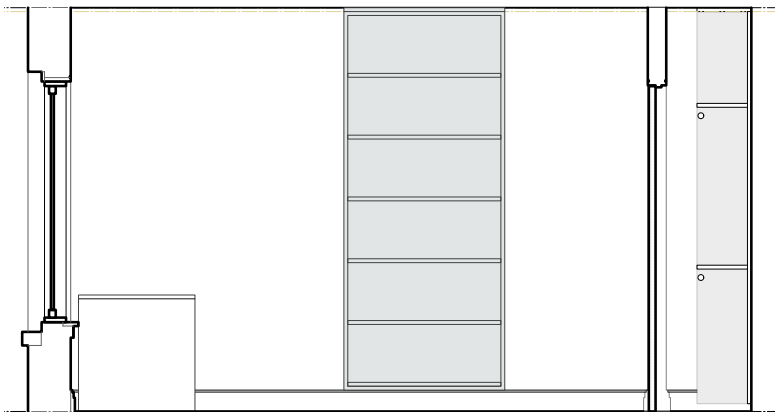
1 ENLARGED PLAN - ROOM 201
Scale: 1/2" = 1'-0"



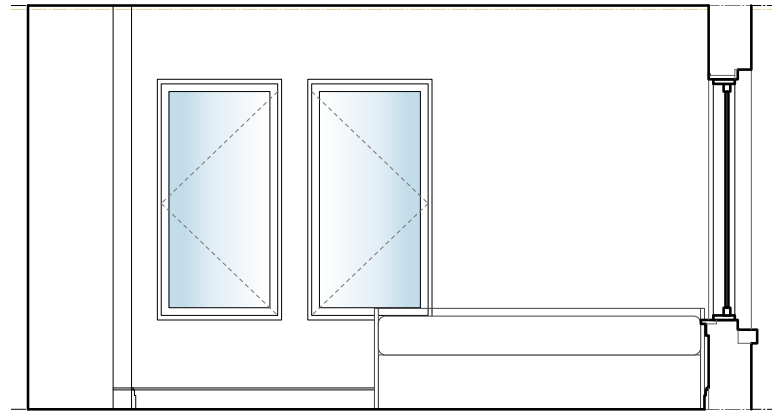
2 ROOM 201 - WEST ELEV
Scale: 1/2" = 1'-0"



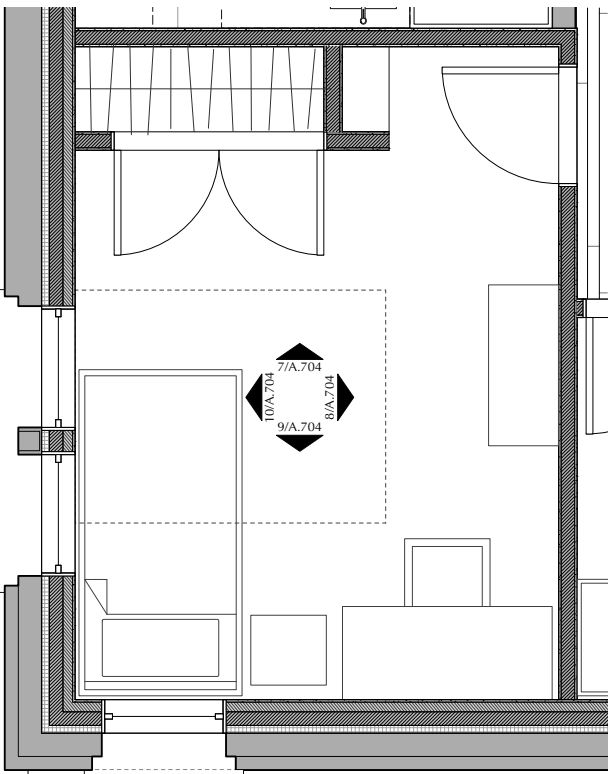
4 ROOM 201- EAST ELEV
Scale: 1/2" = 1'-0"



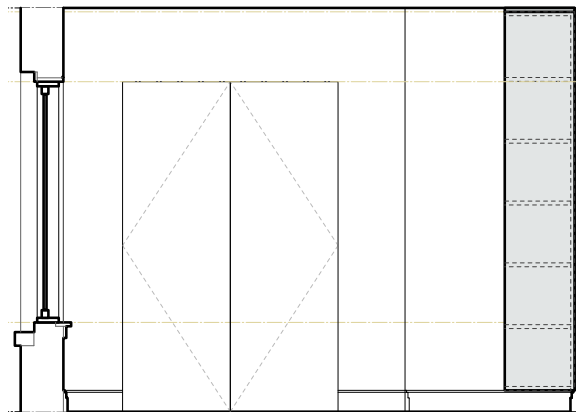
3 ROOM 201 - NORTH ELEV
Scale: 1/2" = 1'-0"



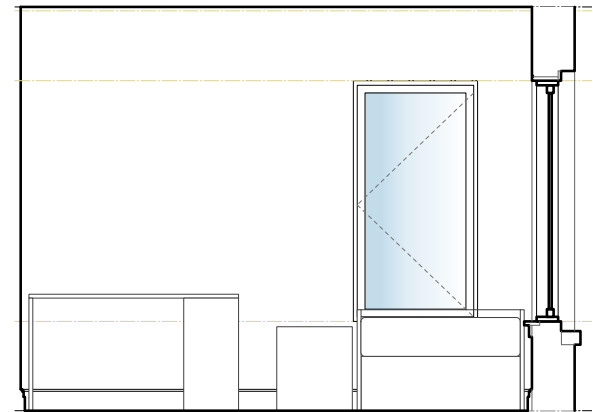
5 ROOM 201 - SOUTH ELEV
Scale: 1/2" = 1'-0"



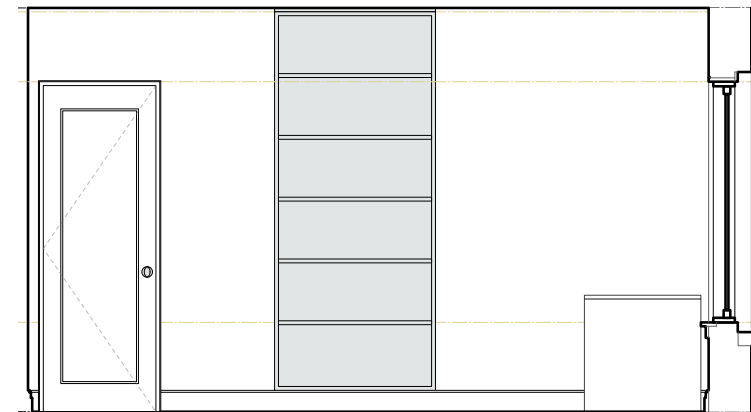
6 ENLARGED PLAN - ROOM 205
Scale: 1/2" = 1'-0"



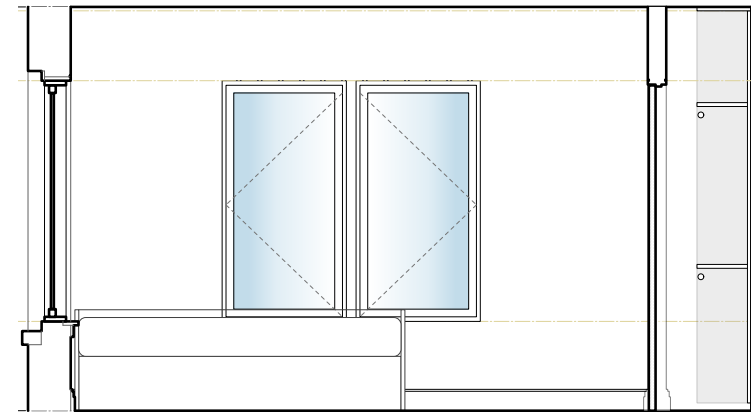
7 ROOM 205 - WEST ELEV
Scale: 1/2" = 1'-0"



9 ROOM 205 - EAST ELEV
Scale: 1/2" = 1'-0"



8 ROOM 205 - NORTH ELEV
Scale: 1/2" = 1'-0"



10 ROOM 205 - SOUTH ELEV
Scale: 1/2" = 1'-0"

SCA

CONSULTANTS:
STRUCTURAL ENGINEER:

MECHANICAL ENGINEER:

OWNER:
GARIN PATEL
34 - 52 67th Street.
Queens, NY, 11372

BSCAN STICKER:

GARIN PATEL TOWNHOUSE

34-52 76th Street.
Queens, NY, 11372

SIRIS COOMBS ARCHITECTURE PLLC 37A 9TH ST. - #3, BROOKLYN, NY 11215 TEL: 212.580.2220

PHASE: PRICING

SCALE: 1/4" = 1'-0"

DATE: 02/28/2024

REVISION DATES:

1.

2.

3.

4.

5.

DRAWING TITLE:

Interior Elevations - 2ND
FL

PROFESSIONAL SEAL & SIGNATURE:

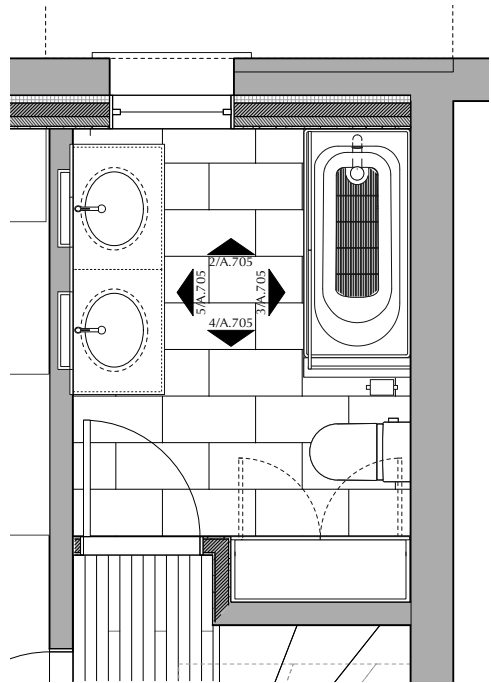
DWG. No.

A.704.

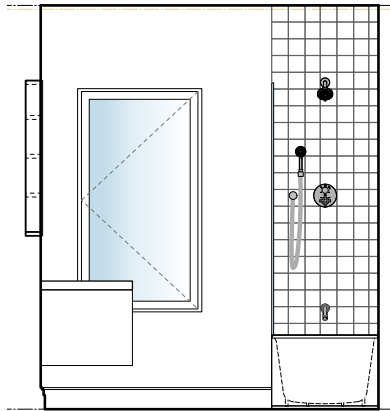
PAGE OF

D.O.B. JOB NUMBER:

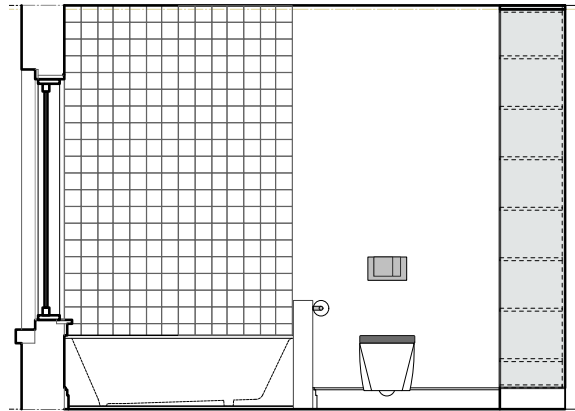
© 2020 Siris Coombs Architecture PLLC.
All rights reserved.



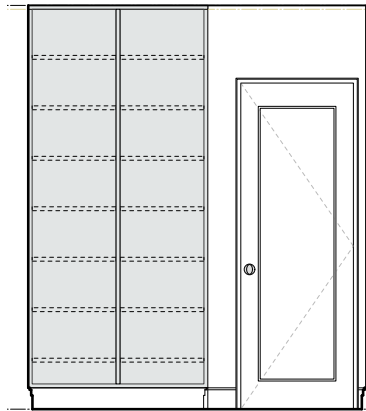
1 ENLARGED PLAN - BATHROOM
Scale: 1/2" = 1'-0"



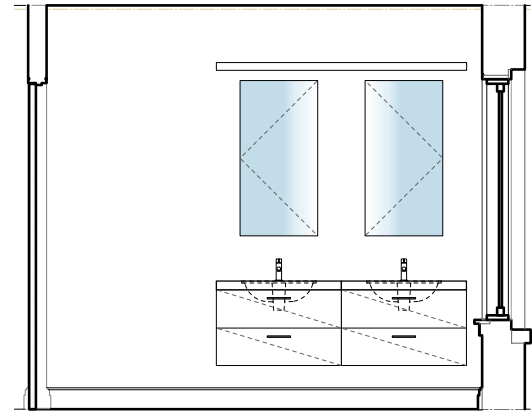
2 BATHROOM - WEST ELEV
Scale: 1/2" = 1'-0"



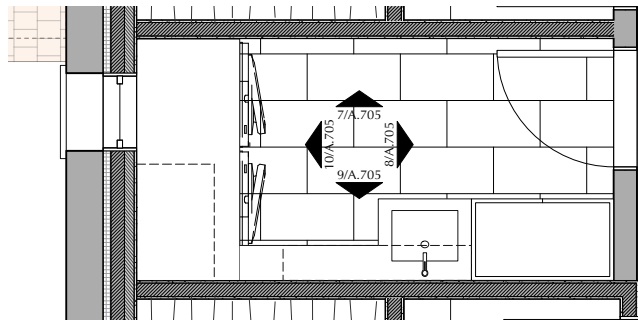
3 BATHROOM - NORTH ELEV
Scale: 1/2" = 1'-0"



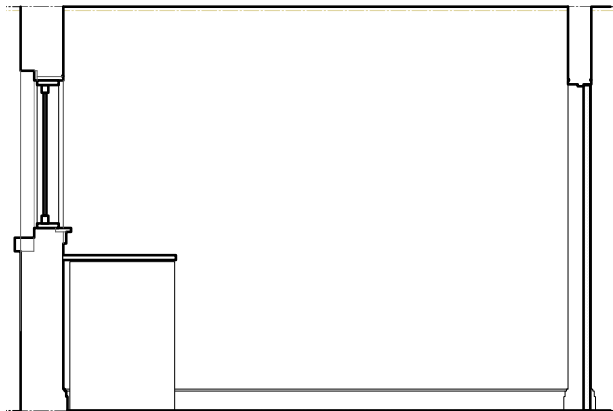
4 BATHROOM - EAST ELEV
Scale: 1/2" = 1'-0"



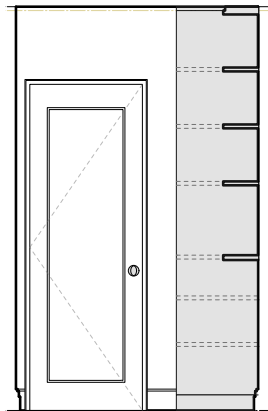
5 BATHROOM - SOUTH ELEV
Scale: 1/2" = 1'-0"



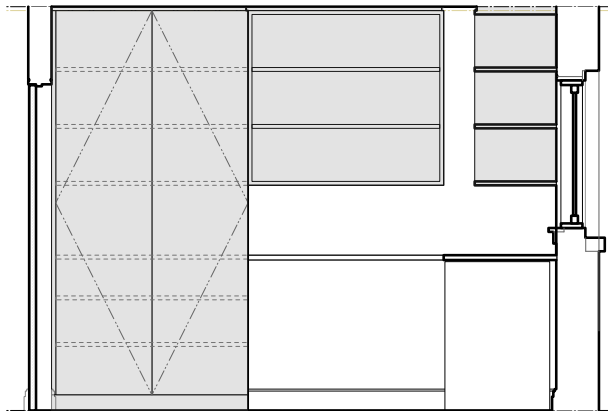
6 ENLARGED PLAN - LAUNDRY
Scale: 1/2" = 1'-0"



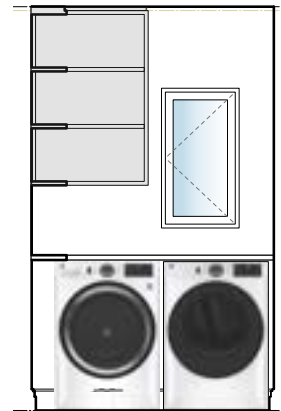
7 LAUNDRY - WEST ELEV
Scale: 1/2" = 1'-0"



8 LAUNDRY - NORTH ELEV
Scale: 1/2" = 1'-0"



9 LAUNDRY - EAST ELEV
Scale: 1/2" = 1'-0"



10 LAUNDRY - SOUTH ELEV
Scale: 1/2" = 1'-0"

GARIN PATEL
TOWNHOUSE
34-52 76th Street.
Queens, NY. 11372

SIRIS COOMBS ARCHITECTURE PLLC 37A 9TH ST. - #3, BROOKLYN, NY 11215 TEL: 212.580.2220

PHASE: PRICING

SCALE: 1/4" = 1'-0"

DATE: 02/28/2024

REVISION DATES:

- 1.
- 2.
- 3.
- 4.
- 5.

DRAWING TITLE:

Interior Elevations -
BATH / LAUNDRY

PROFESSIONAL SEAL & SIGNATURE:

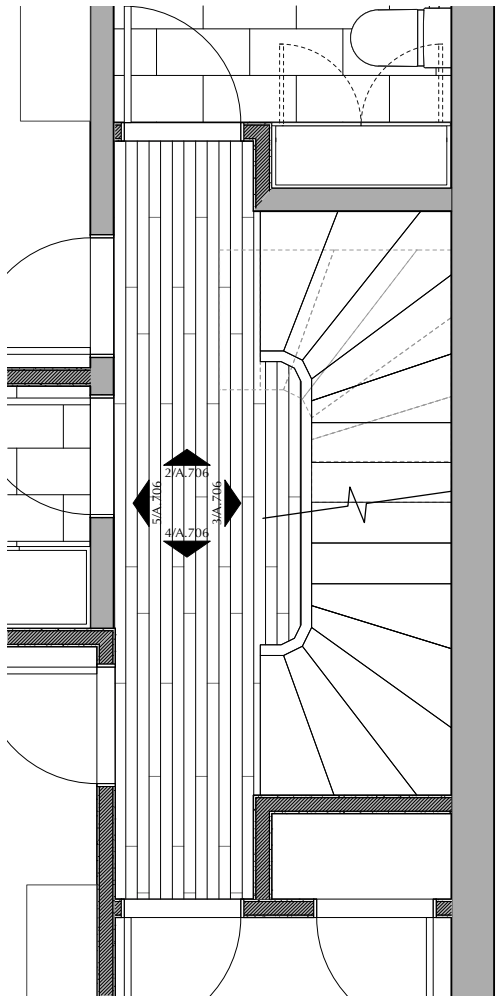
DWG. No.

A.705.

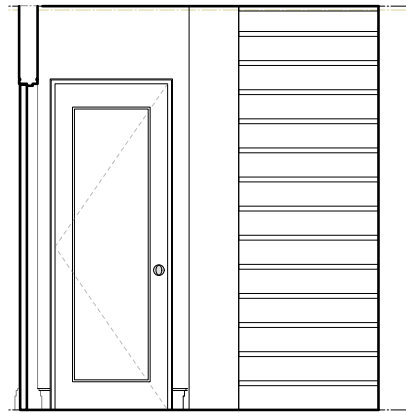
PAGE OF

D.O.B. JOB NUMBER:

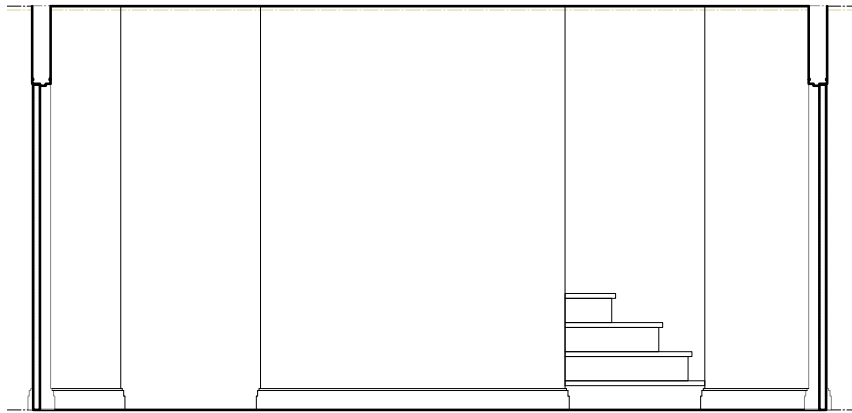
© 2020 Siris Coombs Architecture PLLC.
All rights reserved.



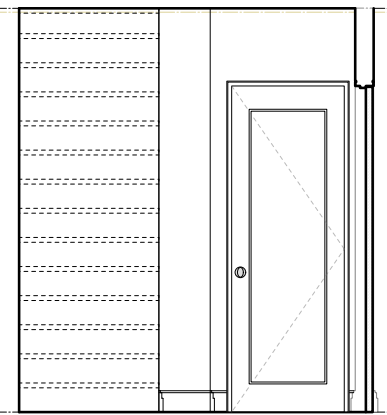
1 ENLARGED PLAN - LANDING / HALL
Scale: 1/2" = 1'-0"




2 LANDING / HALL WEST ELEV
Scale: 1/2" = 1'-0"



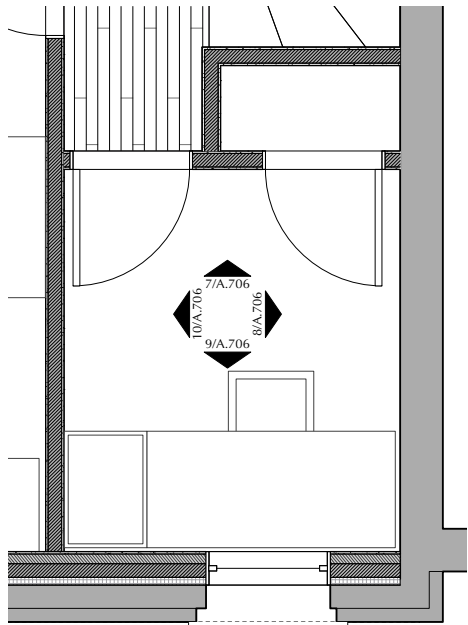
3 LANDING / HALL - NORTH ELEV
Scale: 1/2" = 1'-0"



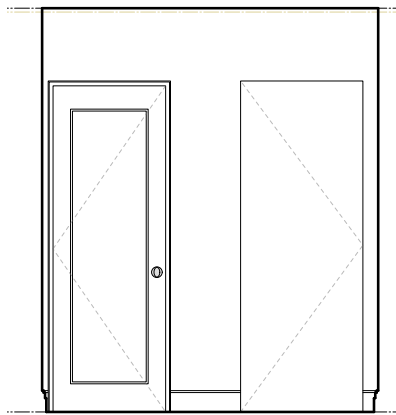
4 LANDING / HALL - EAST ELEV
Scale: 1/2" = 1'-0"



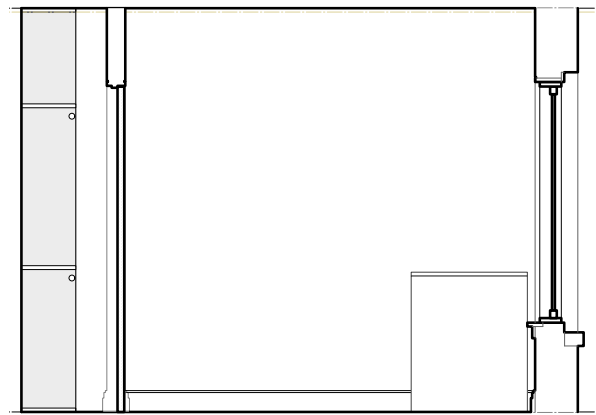
5 LANDING / HALL - SOUTH ELEV
Scale: 1/2" = 1'-0"



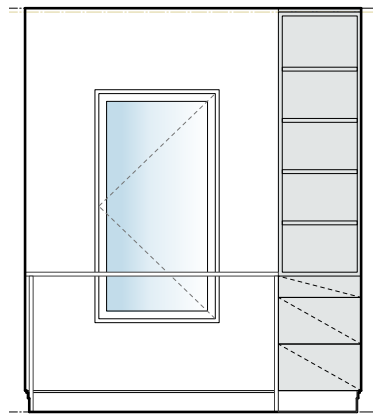
6 ENLARGED PLAN - OFFICE
Scale: 1/2" = 1'-0"



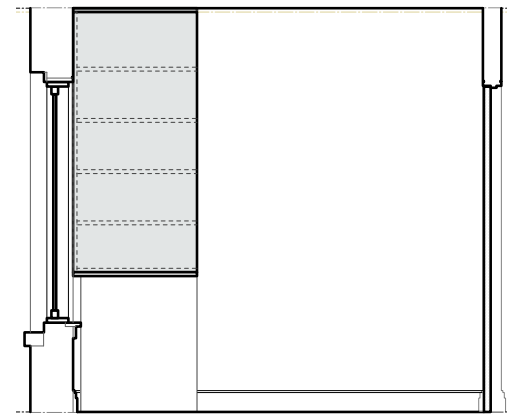
7 OFFICE - WEST ELEV
Scale: 1/2" = 1'-0"



8 OFFICE - NORTH ELEV
Scale: 1/2" = 1'-0"



9 OFFICE - EAST ELEV
Scale: 1/2" = 1'-0"



10 OFFICE - SOUTH ELEV
Scale: 1/2" = 1'-0"

SCA

CONSULTANTS:
STRUCTURAL ENGINEER:

MECHANICAL ENGINEER:

OWNER:
GARIN PATEL
34 - 52 67th Street.
Queens, NY, 11372

BSCAN STICKER:

GARIN PATEL TOWNHOUSE

34-52 76th Street.
Queens, NY, 11372

SIRIS COOMBS ARCHITECTURE PLLC 37A 9TH ST. - #3, BROOKLYN, NY 11215 TEL: 212.580.2220

PHASE: PRICING

SCALE: 1/4" = 1'-0"

DATE: 02/28/2024

REVISION DATES:

1.

2.

3.

4.

5.

DRAWING TITLE:

Interior Elevations -
Landing / Office

PROFESSIONAL SEAL & SIGNATURE:

DWG. No.

A.706.

PAGE OF

D.O.B. JOB NUMBER:

© 2020 Siris Coombs Architecture PLLC.
All rights reserved.

INTERIOR DOOR SCHEDULE											
ID#	Location	W	H	Thick	Door Operation	Head	Jamb	Hardware Operation (see spec. section XXX for addl info)	Door Slab	Hardware Style	Comments
ID.001	Washer / Dryer?	1'-9"	6'-8"	1 3/4"	Swing Bi-part	Trim per schedule		Set 1 - Passage (w/dummy)	New Trussile TS 1000 QM C	Omnia 434MD, Modern Round Rose	
ID.002	Closet 002	2'-6"	6'-8"	1 3/4"	Swing Simple	Trim per schedule		Set 2- Passage	New Trussile TS 1000 QM C	Omnia 434MD, Modern Round Rose	
ID.003	Storage 004	2'-6"	6'-8"	1 3/4"	Swing Simple	Trim per schedule		Set 2- Passage	New Trussile TS 1000 QM C	Omnia 434MD, Modern Round Rose	
ID.004	Bath 003	2'-4"	6'-8"	1 3/4"	Swing Simple	Trim per schedule		Set 4- Privacy	New Trussile TS 1000 QM C	Omnia 434MD, Modern Round Rose	
ID.101	Powder Room 104	2'-2"	7'-0"	1 3/4"	Swing Simple	Trim per schedule		Set 4- Privacy	New Trussile TS 1000 QM C	Omnia 434MD, Modern Round Rose	
ID.102	Coat 105	2'-0"	7'-0"	1 3/4"	Swing Simple	Trim per schedule		Set 2- Passage	New Trussile TS 1000 QM C	Omnia 434MD, Modern Round Rose	
ID.103	Hall to Basement	3'-3"	7'-0"	1 3/4"	Swing Simple	GWB Flush (JRB Door)		Set 1 - Passage (w/dummy)			
ID.104	Mudroom 106	2'-8"	7'-0"	1 3/4"	Swing Simple	Trim per schedule		Set 2- Passage	New Trussile TS 1000 QM C	Omnia 434MD, Modern Round Rose	
ID.201	Bath 203	2'-6"	7'-0"	1 3/4"	Swing Simple	Trim per schedule		Set 4- Privacy	New Trussile TS 1000 QM C	Omnia 434MD, Modern Round Rose	
ID.202	Bedroom 201	2'-6"	7'-0"	1 3/4"	Swing Simple	Trim per schedule		Set 4- Privacy	New Trussile TS 1000 QM C	Omnia 434MD, Modern Round Rose	
ID.203	Closet 202	2'-3"	7'-0"	1 3/4"	Swing Bi-part	Trim per schedule		Set 1 - Passage (w/dummy)	New Trussile TS 1000 QM C	Omnia 434MD, Modern Round Rose	
ID.204	Laundry 204	2'-6"	7'-0"	1 3/4"	Swing Simple	Trim per schedule		Set 2- Passage	New Trussile TS 1000 QM C	Omnia 434MD, Modern Round Rose	
ID.205	Bedroom 205	2'-6"	7'-0"	1 3/4"	Swing Simple	Trim per schedule		Set 4- Privacy	New Trussile TS 1000 QM C	Omnia 434MD, Modern Round Rose	
ID.206	Closet 206	4'-6"	7'-2"	1 3/4"	Swing Bi-part	Trim per schedule		Set 1 - Passage (w/dummy)	New Trussile TS 1000 QM C	Omnia 434MD, Modern Round Rose	
ID.207	Office 207	2'-6"	7'-0"	1 3/4"	Swing Simple	Trim per schedule		Set 4- Privacy	New Trussile TS 1000 QM C	Omnia 434MD, Modern Round Rose	
ID.208	Closet 208	2'-6"	7'-0"	1 3/4"	Swing Simple	Trim per schedule		Set 1 - Passage (w/dummy)	New Trussile TS 1000 QM C	Omnia 434MD, Modern Round Rose	
ID.301	Hall Closet	2'-3"	6'-8"	1 3/4"	Swing Bi-part	Trim per schedule		Set 1 - Passage (w/dummy)	New Trussile TS 1000 QM C	Omnia 434MD, Modern Round Rose	
ID.302	Bedroom 301	2'-8"	6'-8"	1 3/4"	Pocket Simple	Trim per schedule		Set 3 - Pocket	New Trussile TS 1000 QM C	Omnia 434MD, Modern Round Rose	
ID.303	Bedroom to Closet 303	2'-6"	6'-8"	1 3/4"	Pocket Simple	Trim per schedule		Set 3 - Pocket	New Trussile TS 1000 QM C	Omnia 434MD, Modern Round Rose	
ID.304	Closet 303 to Bath 302	2'-4"	6'-8"	1 3/4"	Pocket Simple	Trim per schedule		Set 3 - Pocket	New Trussile TS 1000 QM C	Omnia 434MD, Modern Round Rose	
ID.305	Bath 302	2'-4"	6'-8"	1 3/4"	Swing Simple	Trim per schedule		Set 4- Privacy	New Trussile TS 1000 QM C	Omnia 434MD, Modern Round Rose	
ID.306	Office 306	2'-6"	6'-8"	1 3/4"	Swing Simple	Trim per schedule		Set 4- Privacy	New Trussile TS 1000 QM C	Omnia 434MD, Modern Round Rose	
ID.307	Closet 305	1'-3"	6'-8"	1 3/4"	Swing Bi-part	Trim per schedule		Set 1 - Passage (w/dummy)	New Trussile TS 1000 QM C	Omnia 434MD, Modern Round Rose	
GC TO CONFIRM DIMENSIONS WITH EXISTING OPENINGS. Refer to specifications for additional information. Refer to drawings for hinging and casing information. GC to confirm all specifications prior to purchase.											

GC TO CONFIRM DIMENSIONS WITH EXISTING OPENINGS. Refer to specifications for additional information. Refer to drawings for hinging and casing information. GC to confirm all specifications prior to purchase.

EXTERIOR DOOR SCHEDULE											
ID#	Location	W	H	Thick	Door Operation	Head	Jamb	Hardware Operation	Door Slab	Hardware Style	Comments
ED.001	Playroom 001	3'-2"	6'-10"		Swing Simple			Mortise deadbolt			
ED.101	Entry 100	3'-0"	7'-0"		Swing Simple			Mortise deadbolt			
ED.102	Mud Room 106	2'-8"	6'-9"		Swing Simple			Mortise deadbolt			
ED.401	Bulkhead Stair 401	2'-10"	6'-10"		Swing Simple			Mortise deadbolt			

ID#	Location	W (BD)	H (BD)	Manufacturer	Operation	Finishes	Comments
W.001	Playroom 001	2'-4"	3'-11"		Casement		
W.002	Playroom 001	2'-4"	3'-11"		Fixed		
W.003	Playroom 001	2'-4"	3'-11"		Casement		
W.004	Playroom 001	3'-2 1/2"	1'-11"		Fixed		
W.005	Playroom 001	3'-7 1/2"	1'-11"		Fixed		
W.006	Playroom 001	3'-0"	3'-0"		Casement		
W.007	Playroom 001	3'-0"	3'-0"		Casement		
W.008	Mech.005	3'-1 1/2"	1'-11"		Casement		
W.101	Powder Room 104	2'-10"	2'-10"		Awning		
W.102	Coat 105	2'-10"	2'-10"		Awning		
W.103	Living Room 101	5'-9 3/4"	5'-9 3/4"		Casement		
W.104	Living Room 101	2'-4"	5'-9 3/4"		Casement		
W.105	Living Room 101	2'-4"	5'-9 3/4"		Casement		
W.106	Living Room 101	2'-4"	5'-9 3/4"		Casement		
W.107	Kitchen 103	3'-2 1/2"	2'-9 1/2"		Fixed		
W.108	Kitchen 103	3'-2 1/2"	2'-9 1/2"		Fixed		
W.109	Kitchen 103	3'-4"	2'-9 1/2"		Casement		
W.110	Kitchen 103	3'-0"	2'-9 1/2"		Awning		
W.111	Mud Room 106	4'-0"	4'-11"		Awning		
W.201	Bedroom 201	2'-10"	4'-11 1/2"		Casement		To verify existing opening before purchase.
W.202	Bedroom 201	2'-10"	4'-11 1/2"		Casement		To verify existing opening before purchase.
W.203	Bedroom 201	2'-10"	4'-11 1/2"		Casement		To verify existing opening before purchase.
W.204	Laundry 204	1'-10"	2'-11 1/2"		Casement		To verify existing opening before purchase.
W.205	Bedroom 205	2'-10"	4'-11 1/2"		Casement		To verify existing opening before purchase.
W.206	Bedroom 205	2'-10"	4'-11 1/2"		Casement		To verify existing opening before purchase.
W.207	Bedroom 205	2'-10"	4'-11 1/2"		Casement		To verify existing opening before purchase.
W.208	Office 207	2'-10"	4'-11 1/2"		Casement		To verify existing opening before purchase.
W.209	Bath 203	2'-10"	4'-11 1/2"		Casement		To verify existing opening before purchase.
W.301	Bedroom 301	2'-10"	4'-11 1/2"		Casement		To verify existing opening before purchase.
W.302	Bedroom 301	2'-10"	4'-11"		Casement		
W.303	Bedroom 301	2'-10"	4'-11"		Casement		
W.304	Bath 302	2'-10"	3'-5"		Casement		
W.305	Bath 302	2'-10"	3'-5"		Casement		
W.306	Office 306	2'-4"	5'-0"		Casement		
W.307	Office 306	2'-4"	5'-0"		Fixed		To verify existing opening before purchase.
W.308	Office 306	2'-4"	5'-0"		Casement		
W.401	Bulkhead Stair 400	2'-10"	4'-3"		Fixed		
W.402	Bulkhead Stair 400	2'-10"	4'-3"		Fixed		

NOTES: GC TO CONFIRM DIMENSIONS WITH EXISTING. TO PROVIDE SAMPLE PRIOR TO FABRICATION.

ID#	Location	W	H	Manufacturer	Model	Operation	Options	Comments
SK.401	Office 306	16' +/- V/F	3'-4"	TBD	TBD	Operable		GC to confirm width between rafters during demolition.
SK.402	Office 306	16' +/- V/F	3'-6"	TBD	TBD	Operable		GC to confirm width between rafters during demolition.
SK.403	Bedroom 301	16' +/- V/F	3'-4"	TBD	TBD	Operable		GC to confirm width between rafters during demolition.
SK.404	Bedroom 301	16' +/- V/F	3'-6"	TBD	TBD	Operable		GC to confirm width between rafters during demolition.

NOTES: GC TO CONFIRM MAXIMUM UNIT SIZE THAT CAN FIT BETWEEN EXISTING FRAMING. Refer to specifications for additional information. GC to confirm all specifications prior to purchase.

S•C•A

CONSULTANTS:
STRUCTURAL ENGINEER:

MECHANICAL ENGINEER:

OWNER: Garin Patel
34-52 76th Street
Queens, NY 11372

BSCAN STICKER:

GARIN PATEL
RESIDENCE
34-52 76th Street
Queens, NY 11372

SIRIS COOMBS ARCHITECTURE PLLC 15 EAST 7TH ST - BROOKLYN, NY 11218 TEL: 212.580.2220

PHASE PRICING

SCALE: 1/4" = 1'-0"

DATE: 02/28/2024

REVISION DATES:

1
2
3
4

DRAWING TITLE:
DOOR / WINDOW
SCHEDULE
PROFESSIONAL SEAL & SIGNATURE:

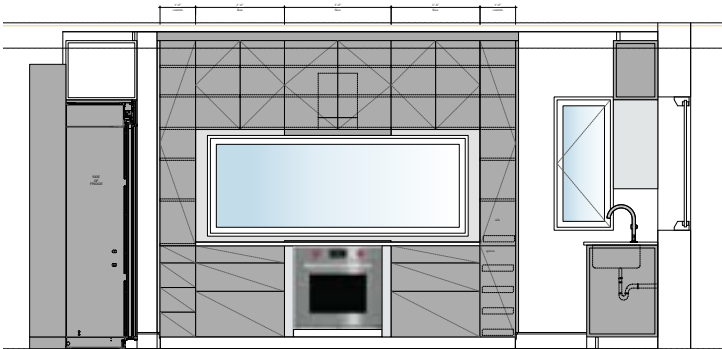
DWG. No.

A.900.

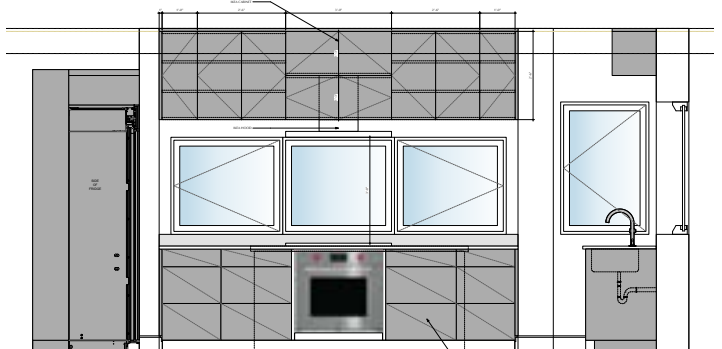
PAGE OF

D.O.B. JOB NUMBER:

© 2024 Siris Coombs Architecture PLLC
All rights reserved.



SIRIS COOMBS ARCHITECTURE



SIRIS COOMBS ARCHITECTURE

Door / window schedule for review / approval.

Confriguration studies.

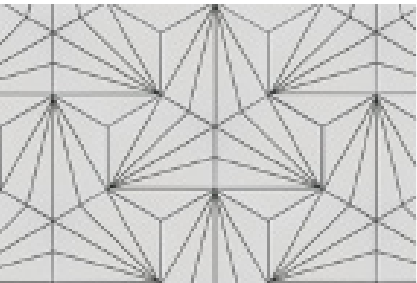
Pianko Residence

Winter 2023 - Present | Project Architect: Annie Coombs

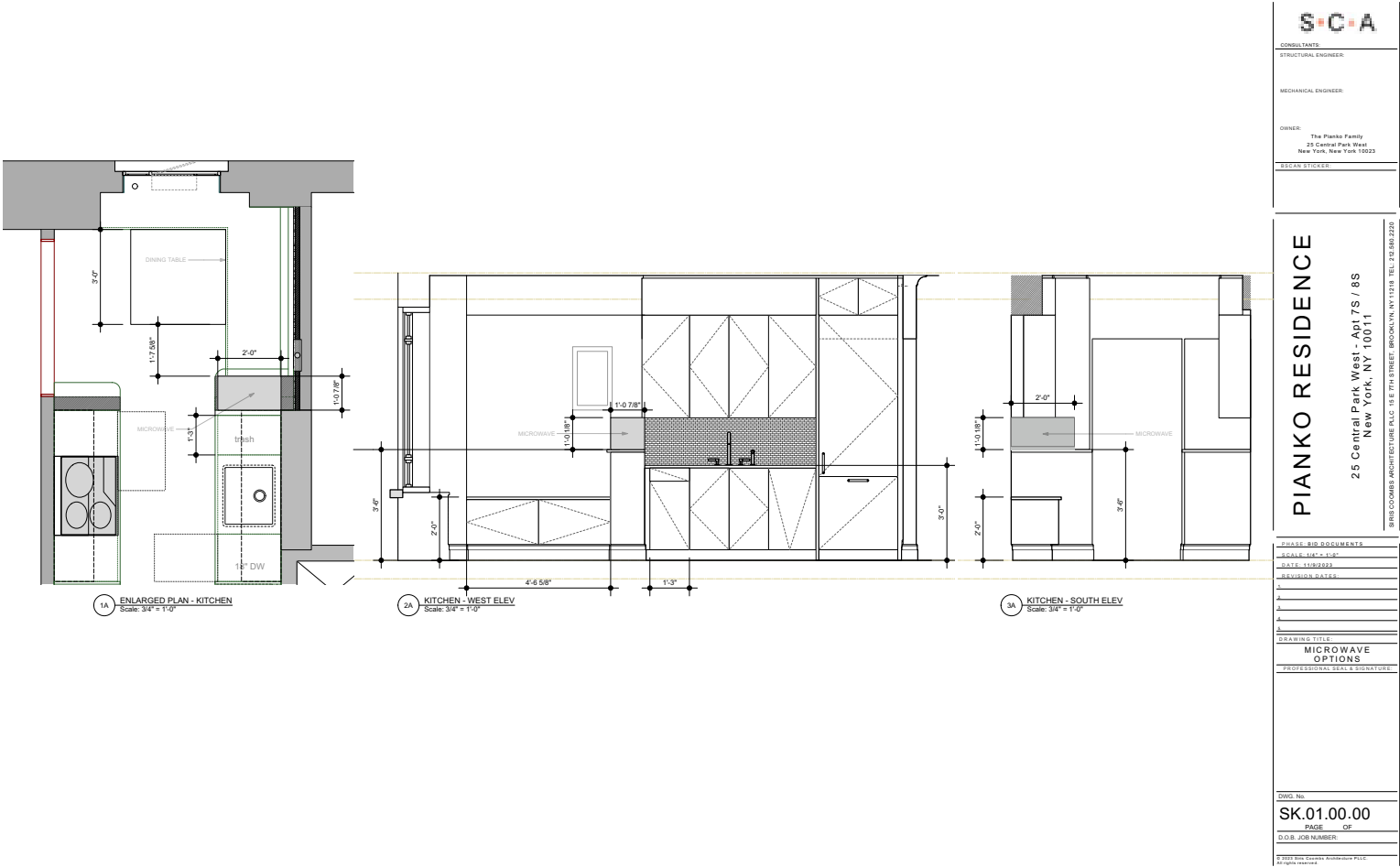
Central Park West, NY.

Siris Coombs Architecture

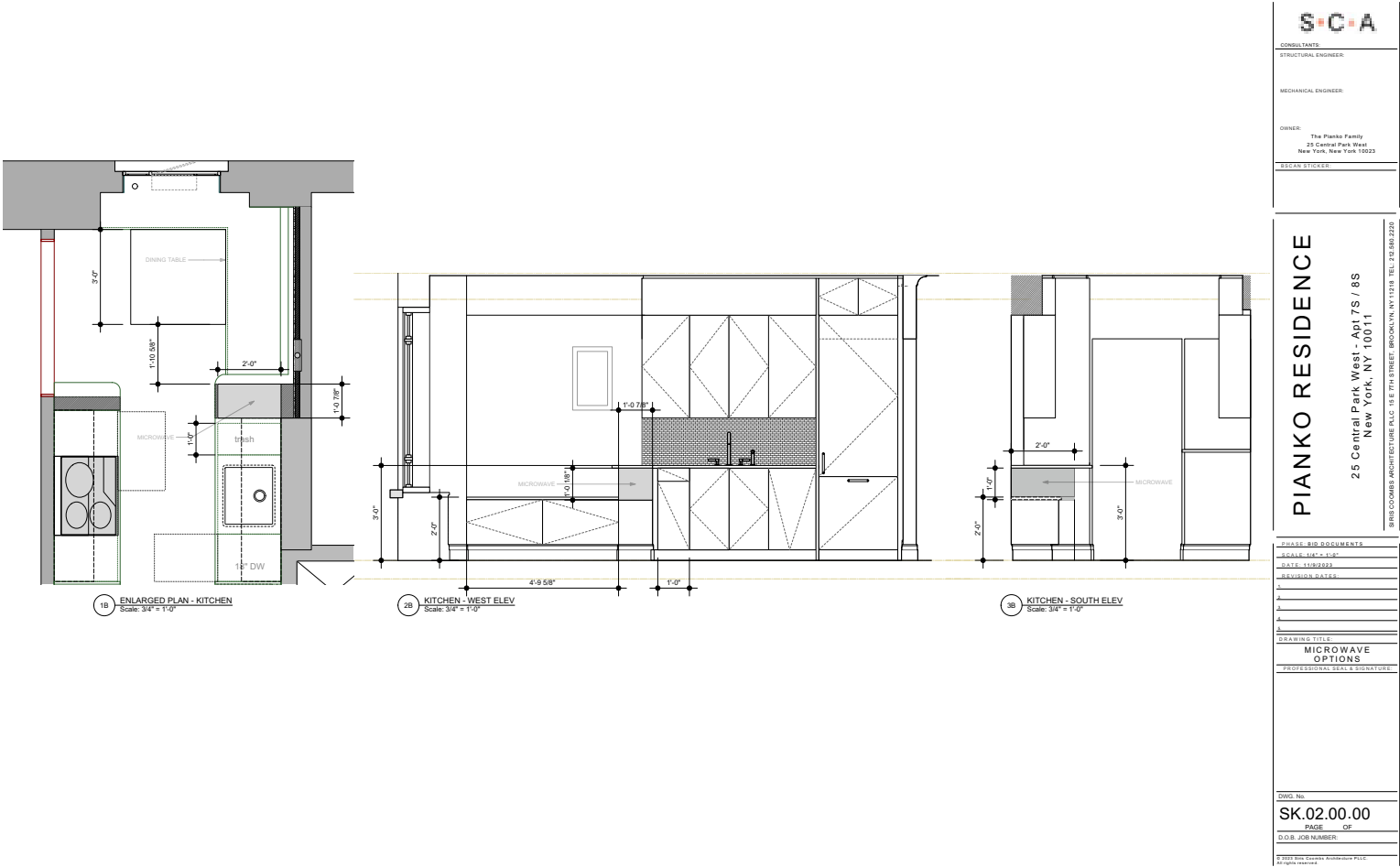
Nestled next to the iconic Central Park in New York City, this cozy and small apartment is meticulously redesigned to meet the client’s diverse needs of practicality and spatiality. With close collaboration between the design team and on-site contractors, every detail is carefully considered to translate the client’s vision into reality. The existing flooring in the living room is carefully kept for its unique appearance, and we provided different design iteartions thoughtout the design process among differnt phases for the clients.

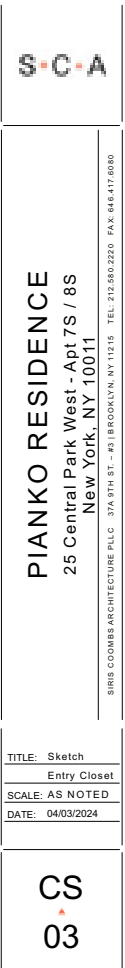


Material selections



Early studies of appliance layout.





Custom closet layout per client request.



3D Model and Material studies of Kitchen and Dining area.



3D model of living room with existing flooring renders and configuration studies of shelving units.

Photos of existing conditions of kitchen, dining and living area.

New Market

Fall, 2021 | Instructor: Annette Fierro

52nd & Market St, Philadelphia. PA

Weitzman School of Design, University of Pennsylvania

52nd and Market St has always been a crucial area for West Philadelphia. A renewed marketplace would allow the community to continue to play a major role in West Philadelphia's cultural and economic identity while welcoming waves of young new residents bringing cultural infusions both locally and from around the world. The design focus on incorporating bright colors that are also used in West Philadelphia's mural arts. New Market will be in the hands of the local community to regulate, which prioritizes local small business to have a spot inside. At the meantime, local artists will have the opportunity to be commissioned a space on the wall within the new structure to display Philadelphia's characteristics to everyone that comes to the neighborhood. New Market is confident to become West Philadelphia's new marker in revitalizing the local community.






Image 1.



Image 3.

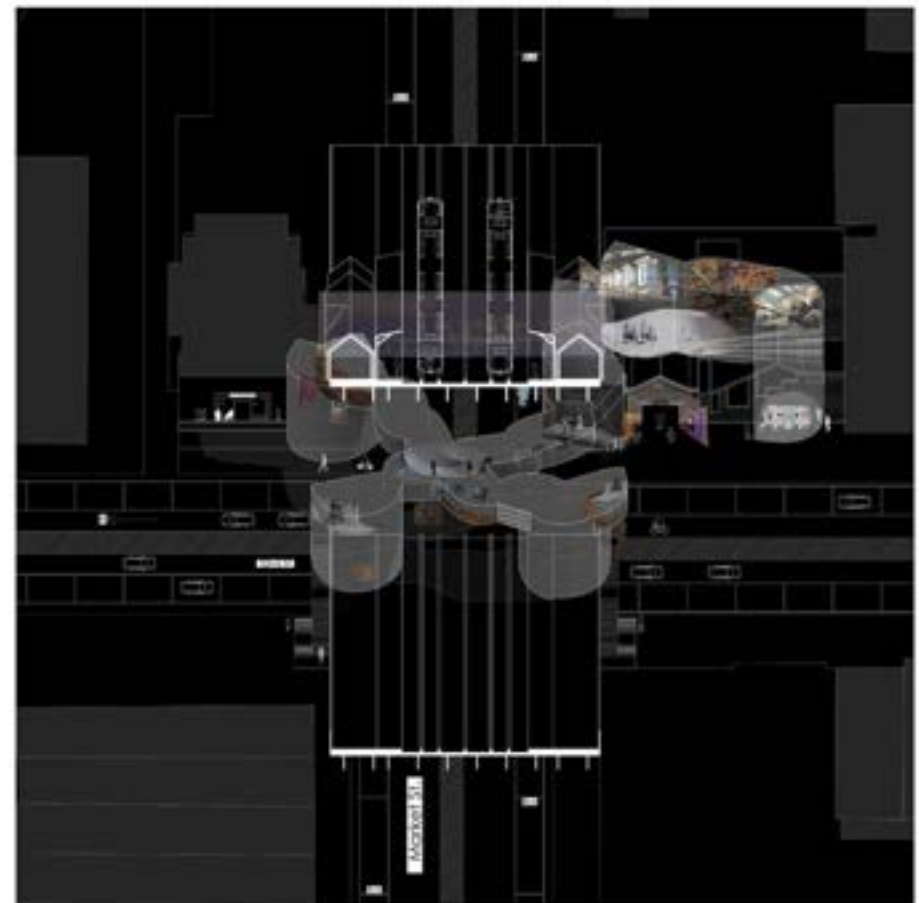


Image 2.

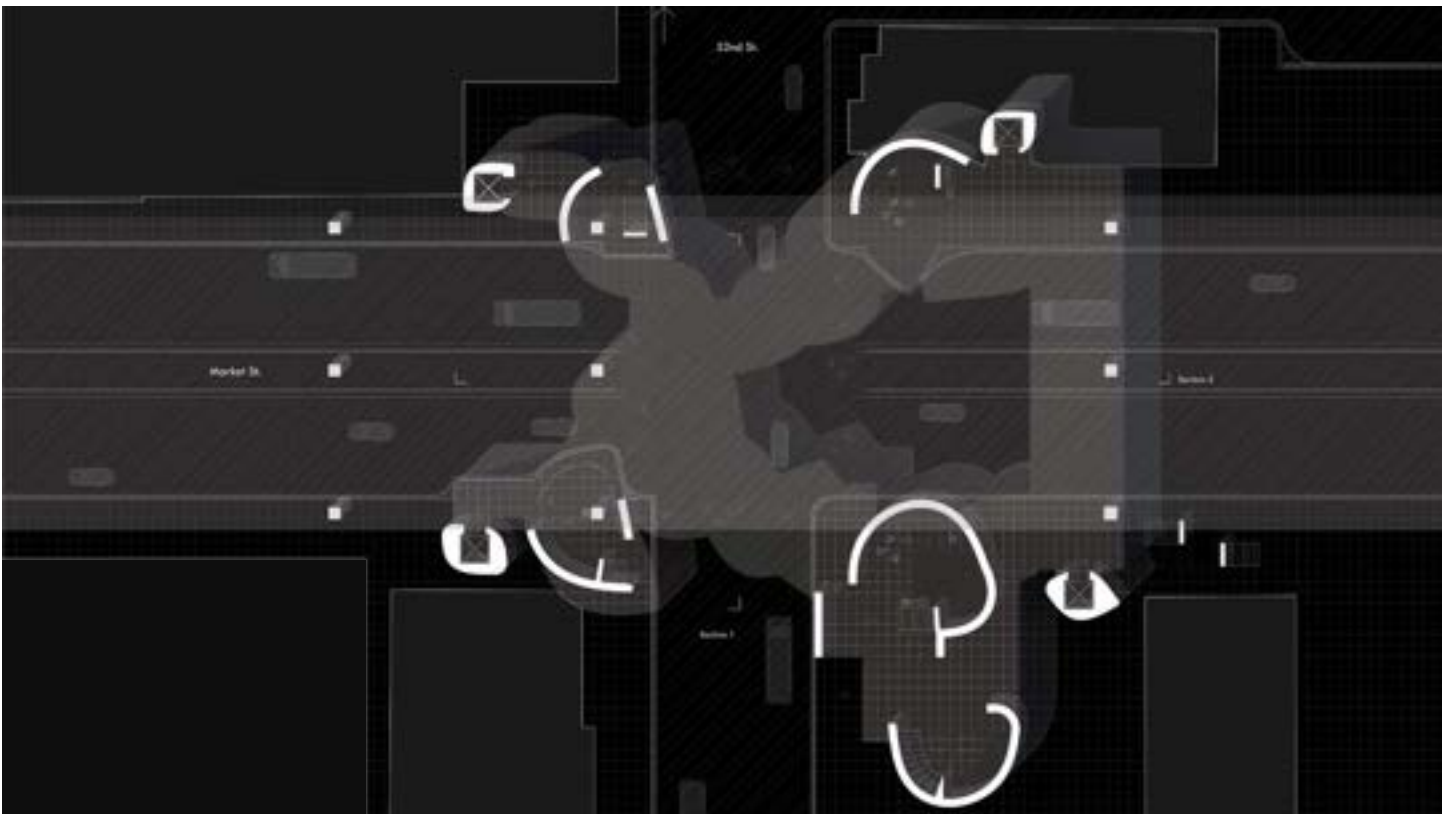


Image 4.

Early studies of theatrical and performance space in relation to 52nd & Market St..
(Image 1., 2., 3., and 4.)



Partial collection of mural arts showcase in the West Philadelphia area.



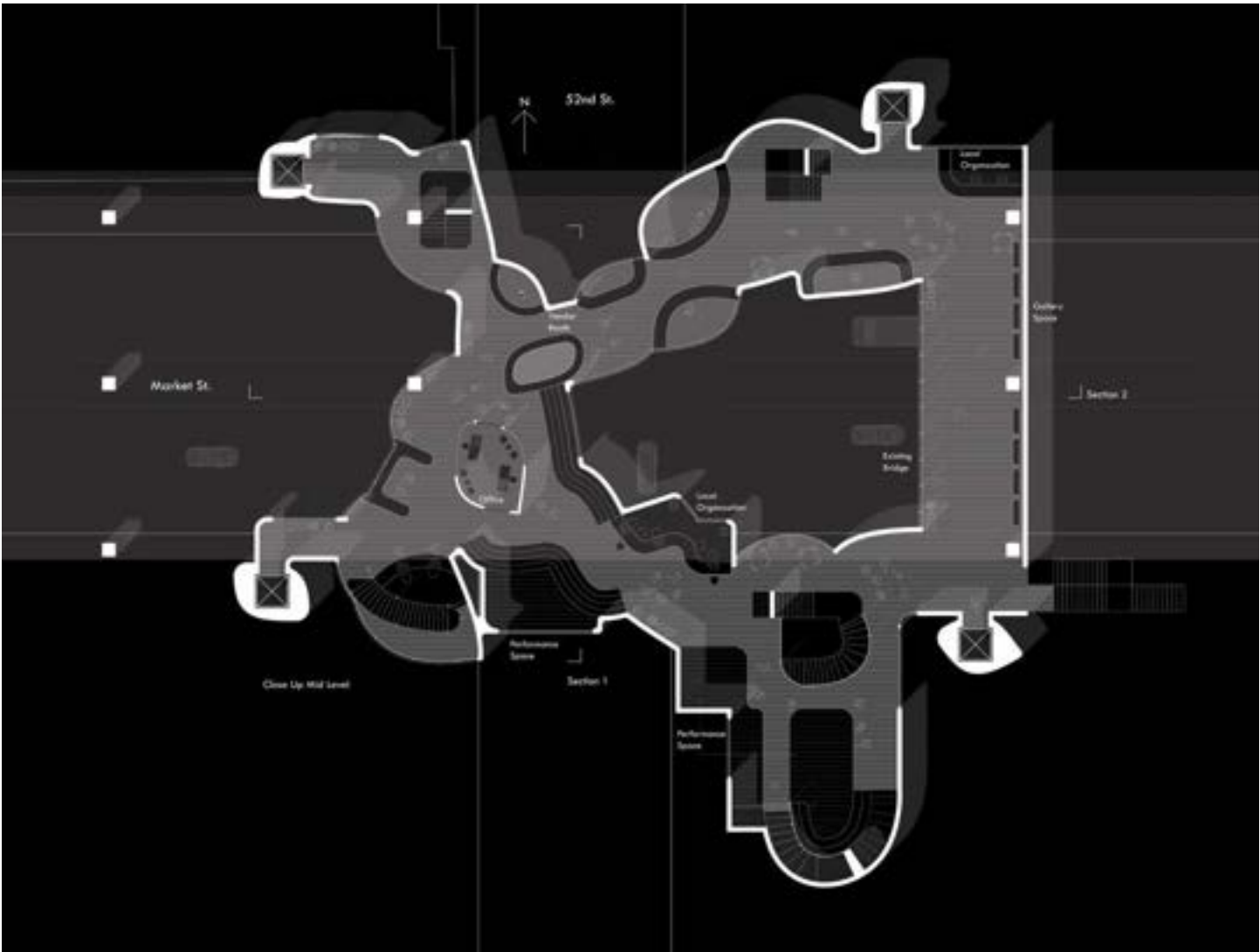
Ground floor plan connects to local traffic.



Partial collection of mural arts showcase in the West Philadelphia area.



Axonometric drawing of the overall building in site.



Mid-level floor plan under train track.



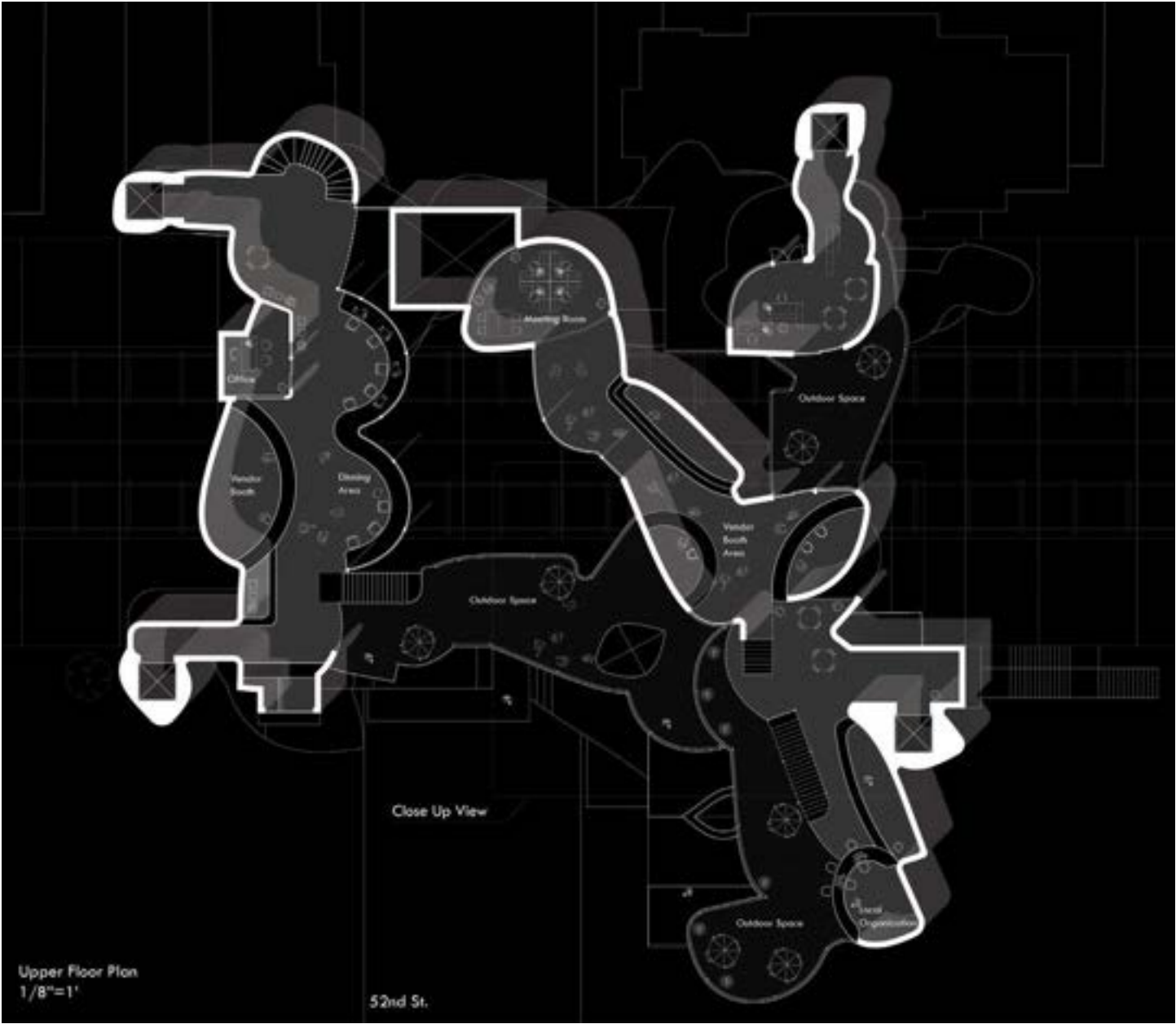
Render of interior view showing public gathering space and mural art at mid level.



Section 1 cut through train track.



Render of interior view showing different activities at mid level.



Render view showing public at top level.



Section 2.



Render view showing public gathering space at top level.

WeWork Tower

Fall, 2018 | Instructor: Justin Diles | Team Member: Andrew King

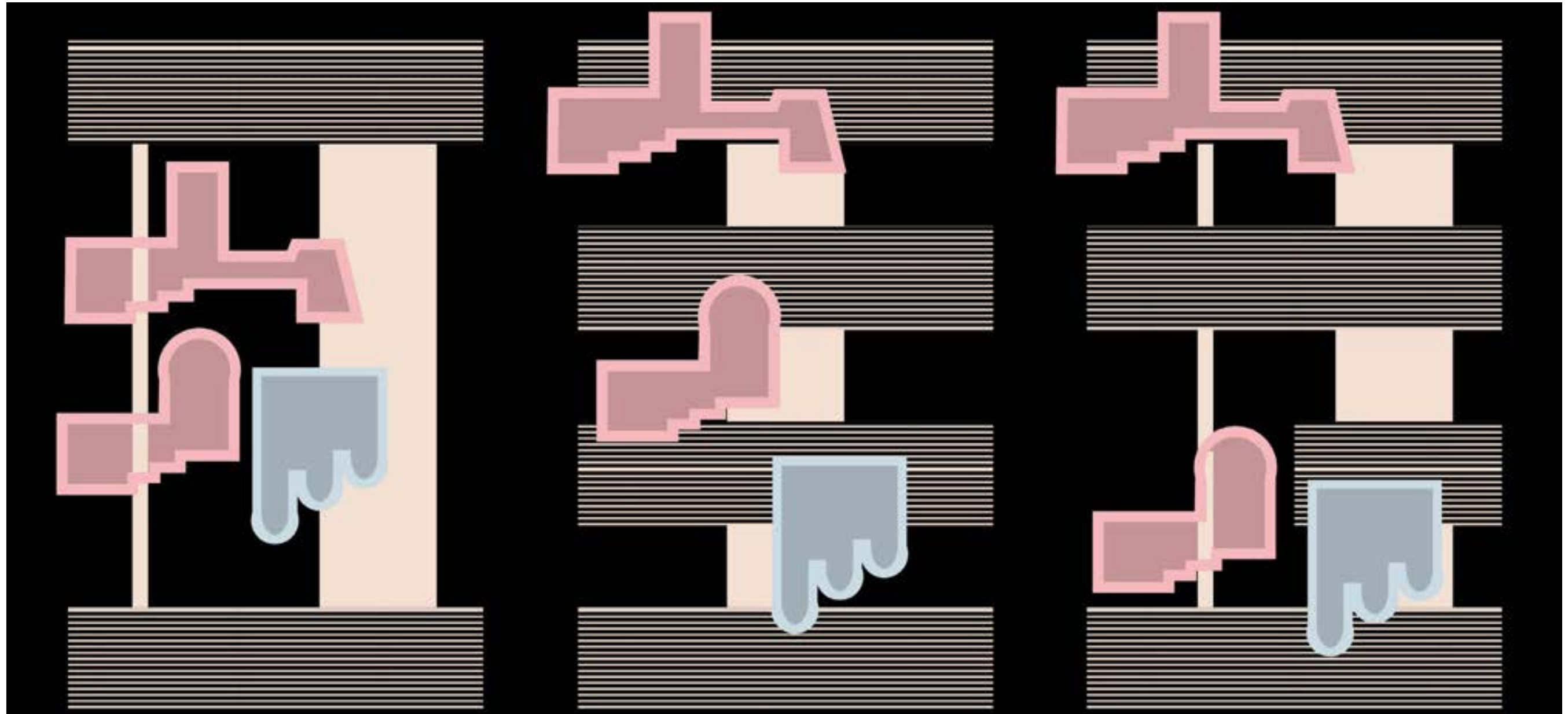
Urban Columbus, Ohio.

Knolwton School of Architecture, The Ohio State University

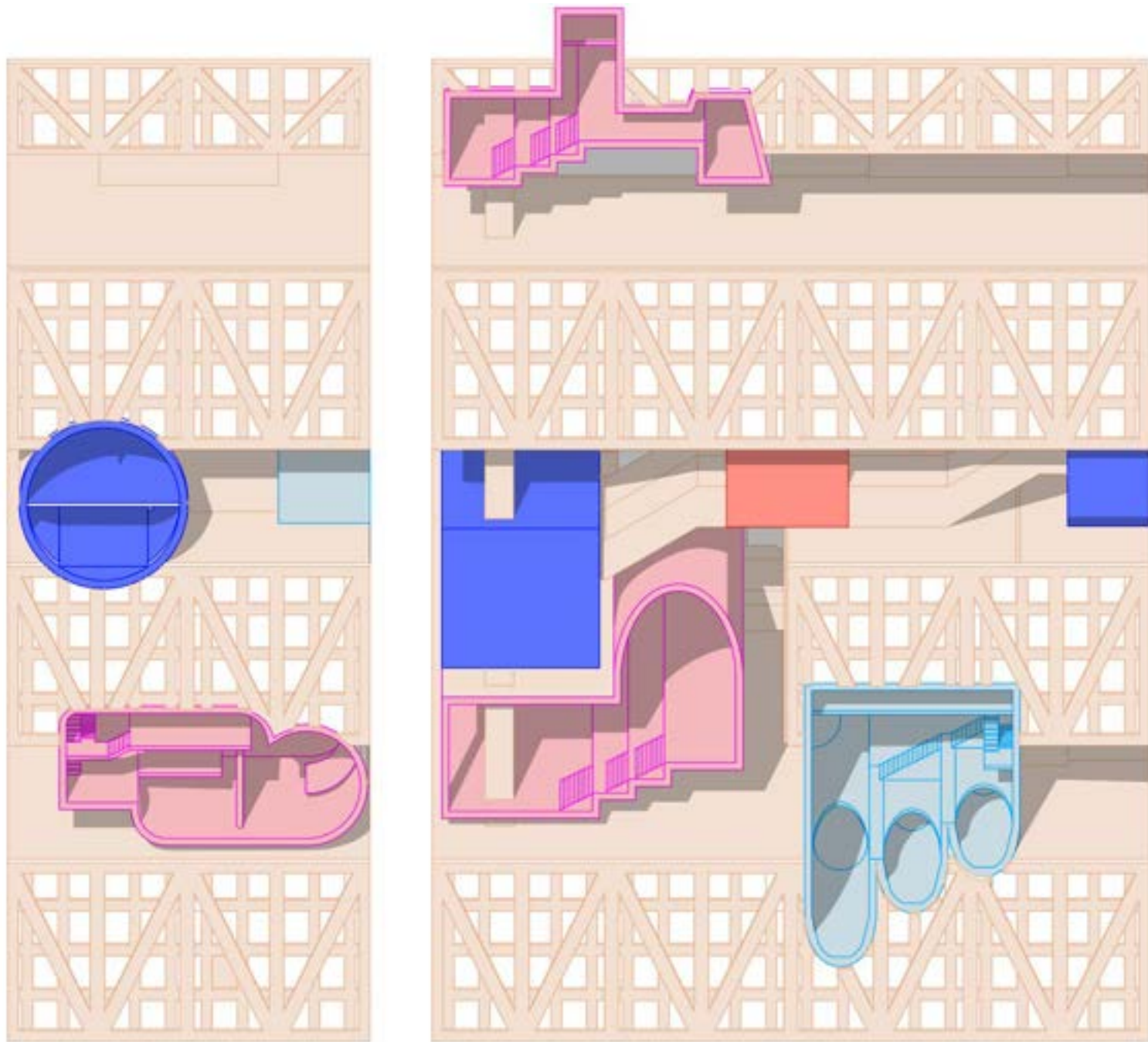
The project aims to bring individuality to break the monotony of a high rise tower. Various forms of geometry turned into specific programs such as daycare, gym, swimming pool and restaurant except the office spaces are kept as bar-like. The programs are then being colored to stand out even more from the monotony of office spaces. Furthermore, those highly unique geometric forms are interacting with regular bar that create cross-program experience that help public circulate through the building in different ways. All of the sophisticated forms are distributed closely to the exterior of the building so that the building could show off its intricate silhouettes to the city.



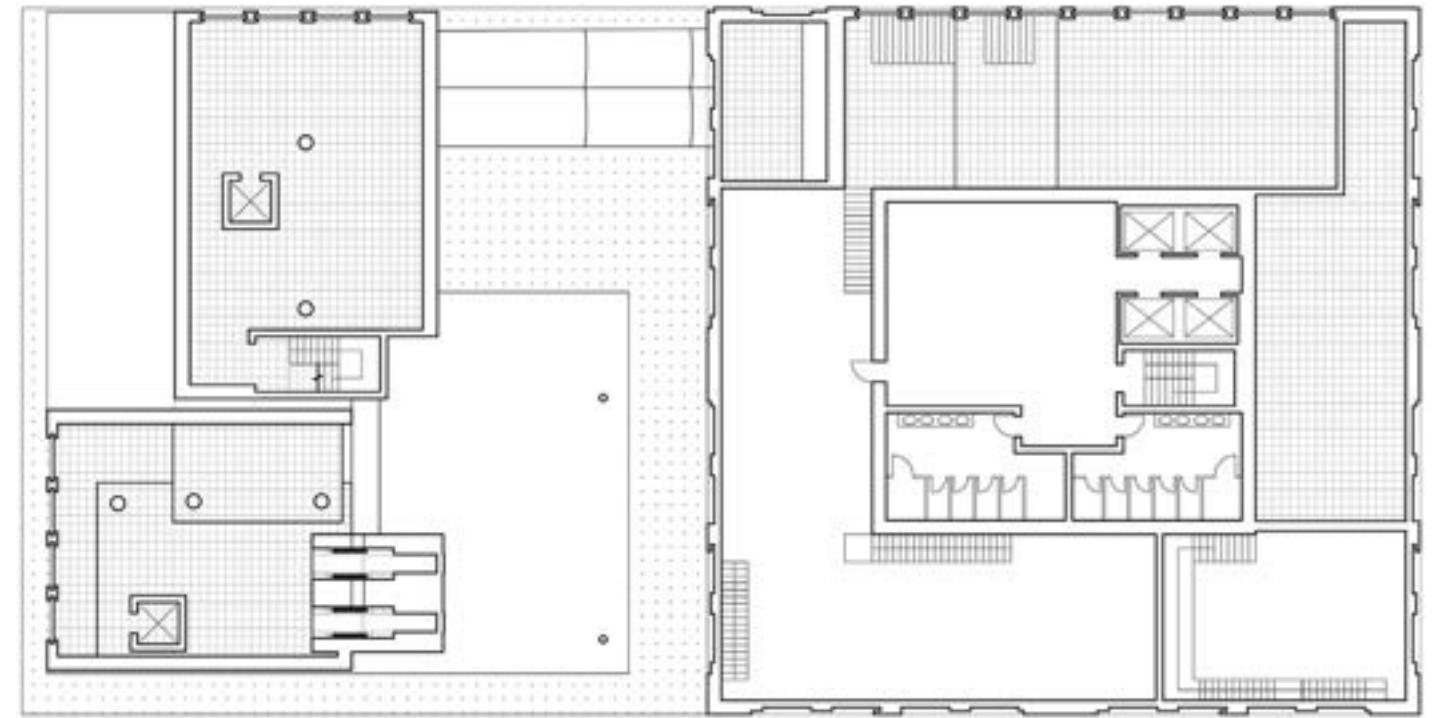
Diagrams study of forms set 1.



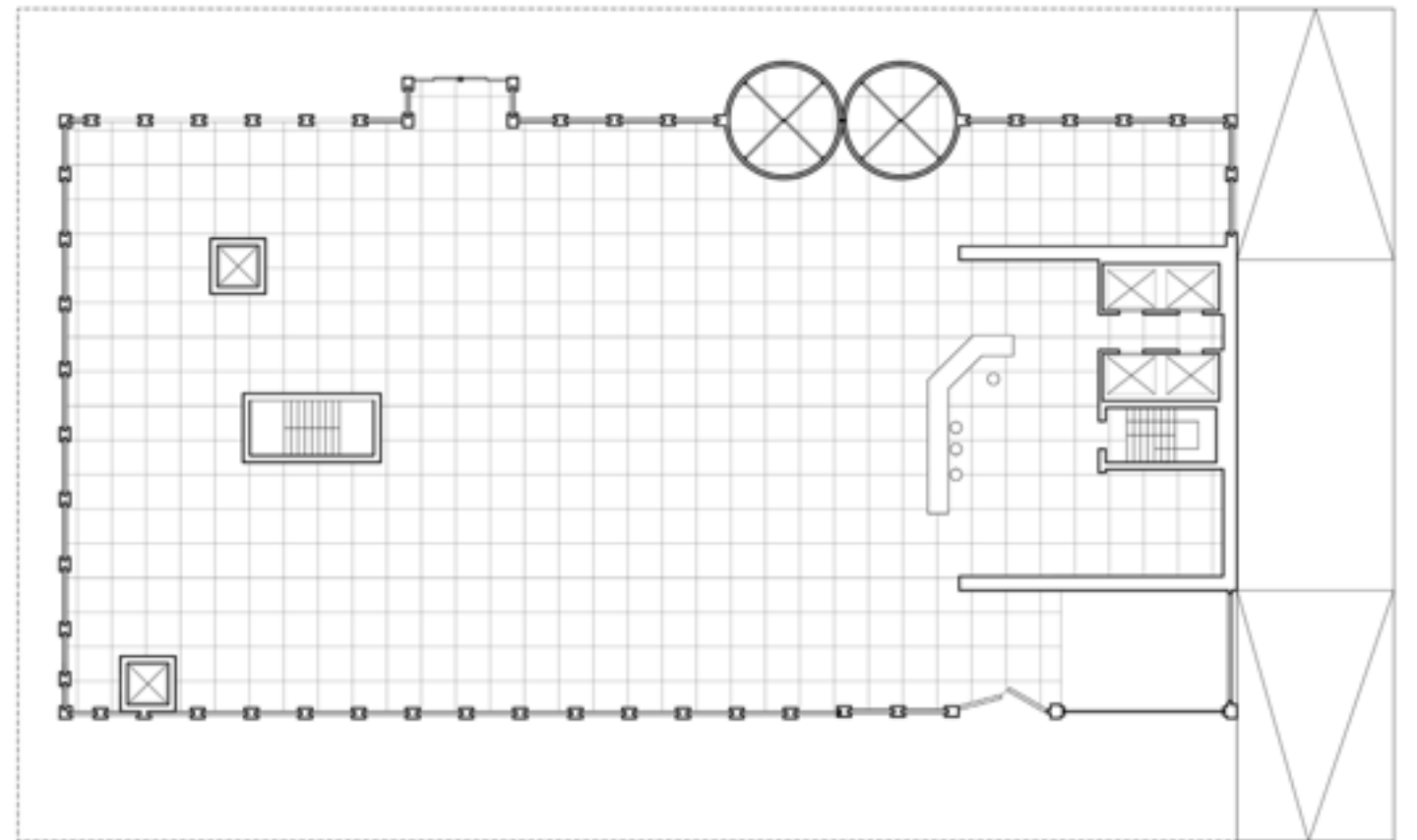
Diagrams study of forms set 2.



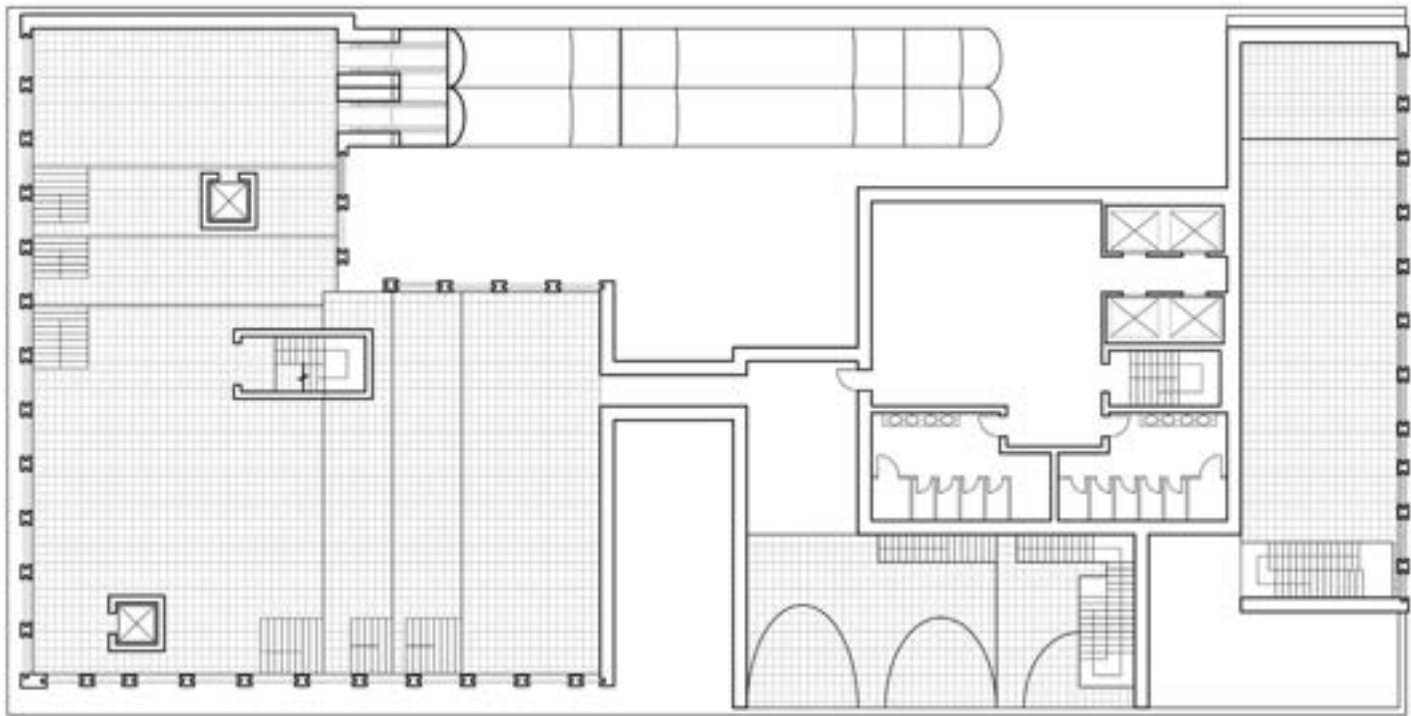
Axonometric drawing of elevations.



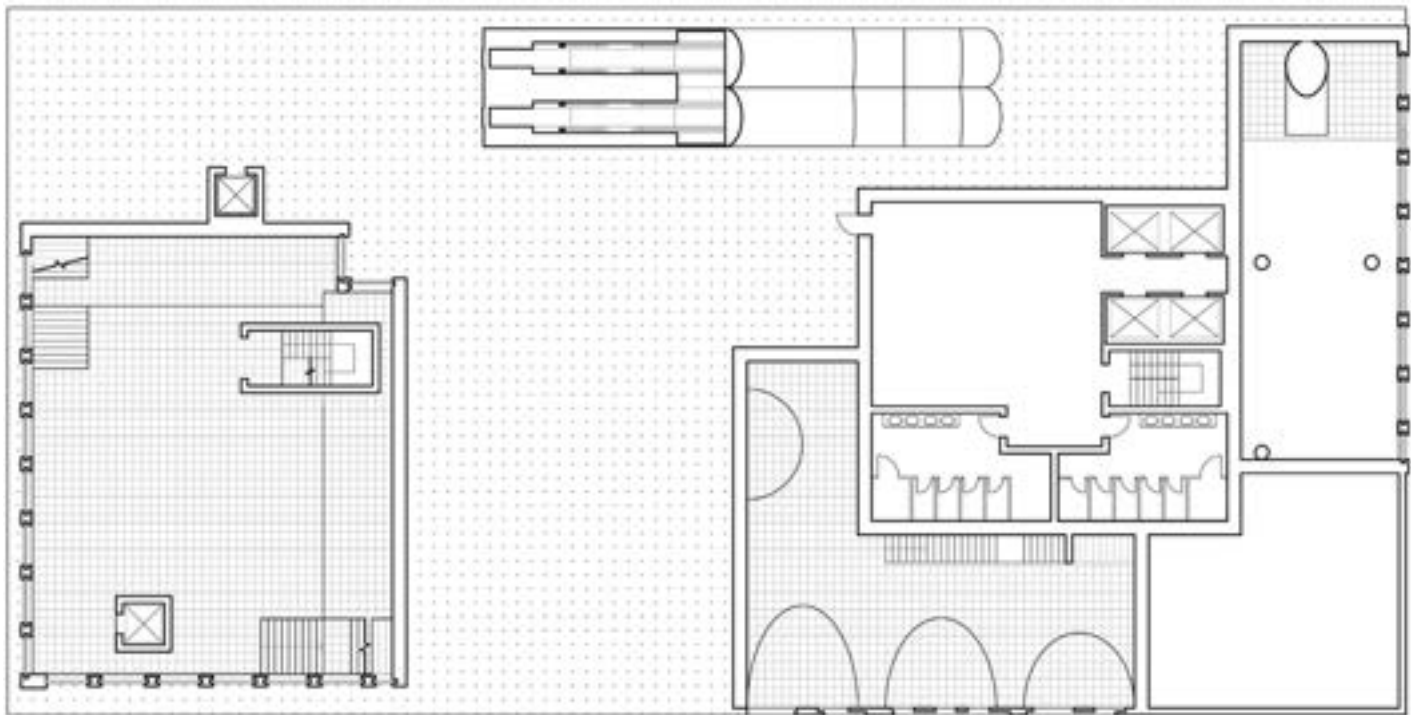
Plan: Lower public area
(Gym, Library)



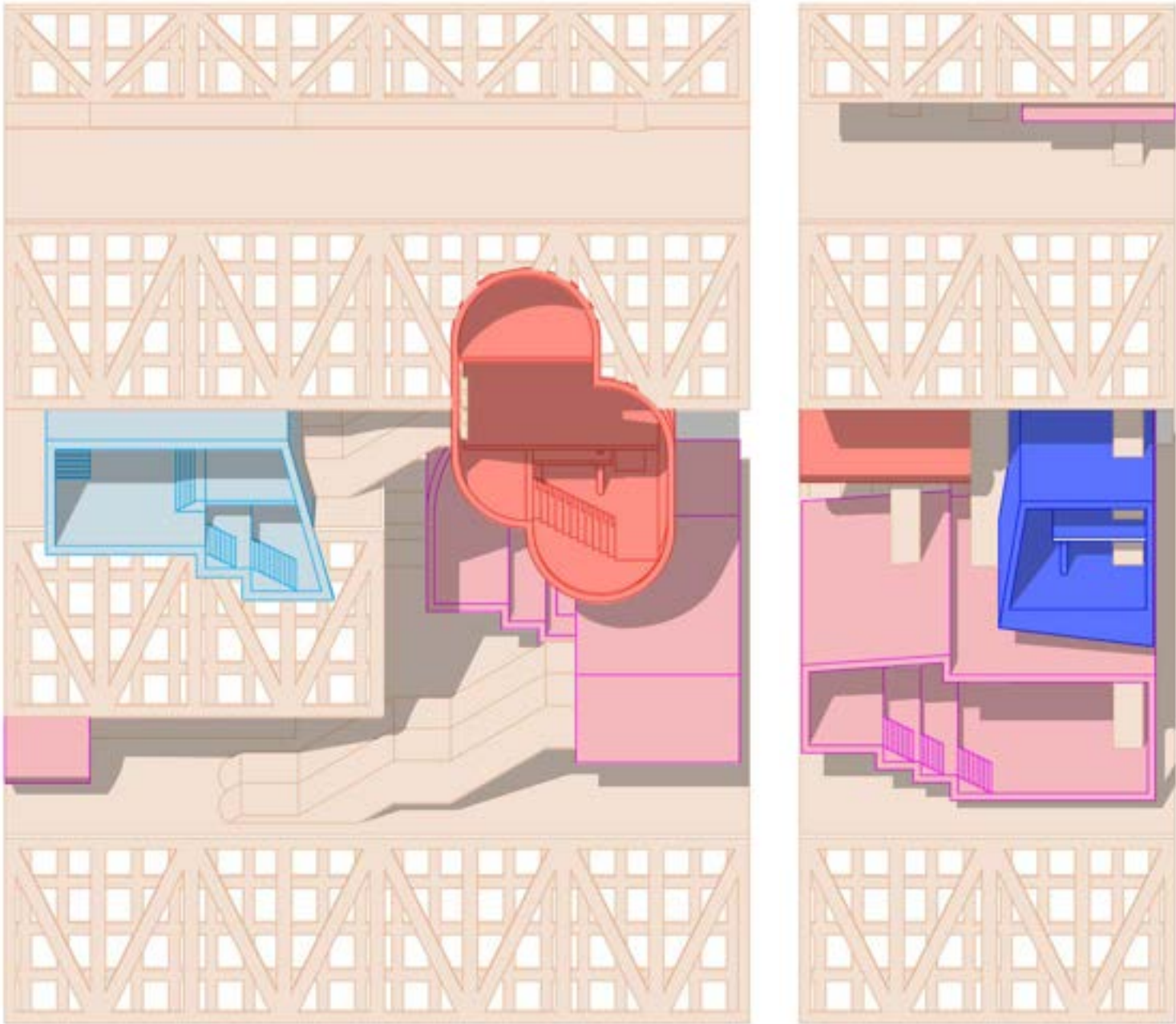
Plan: Lobby



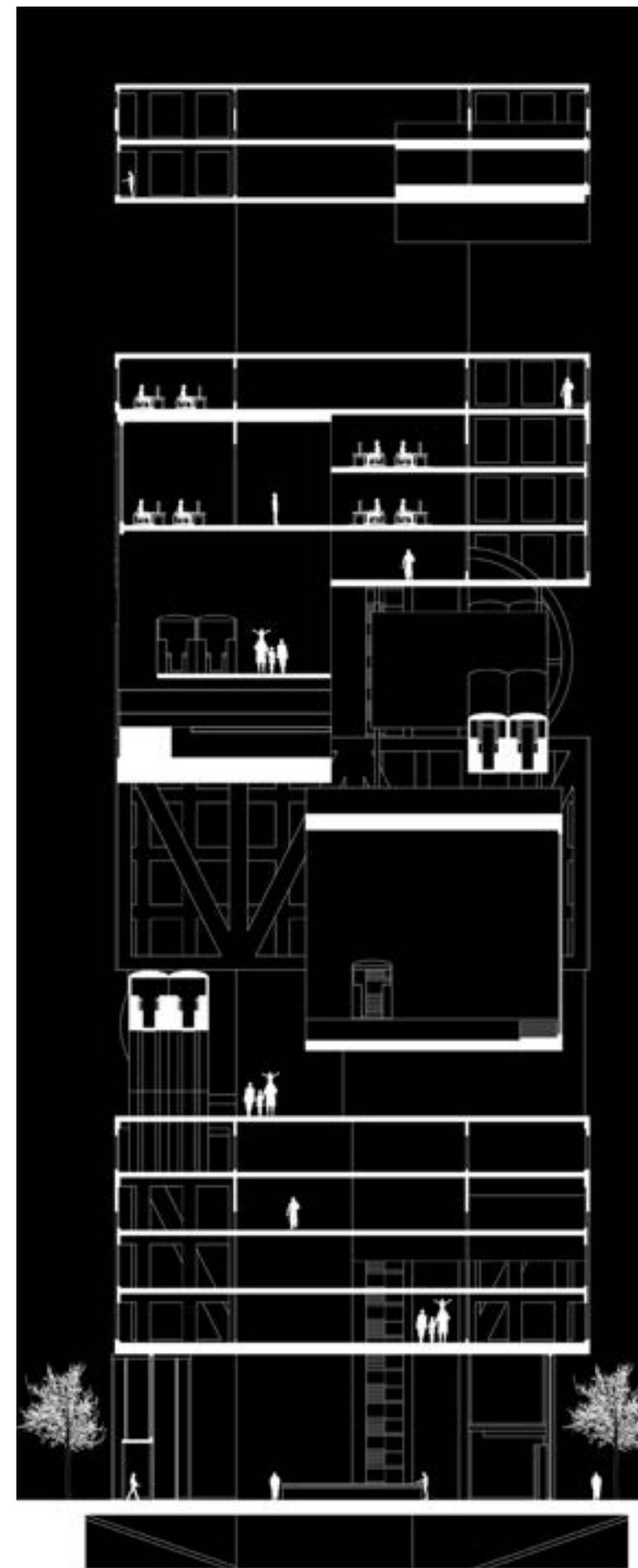
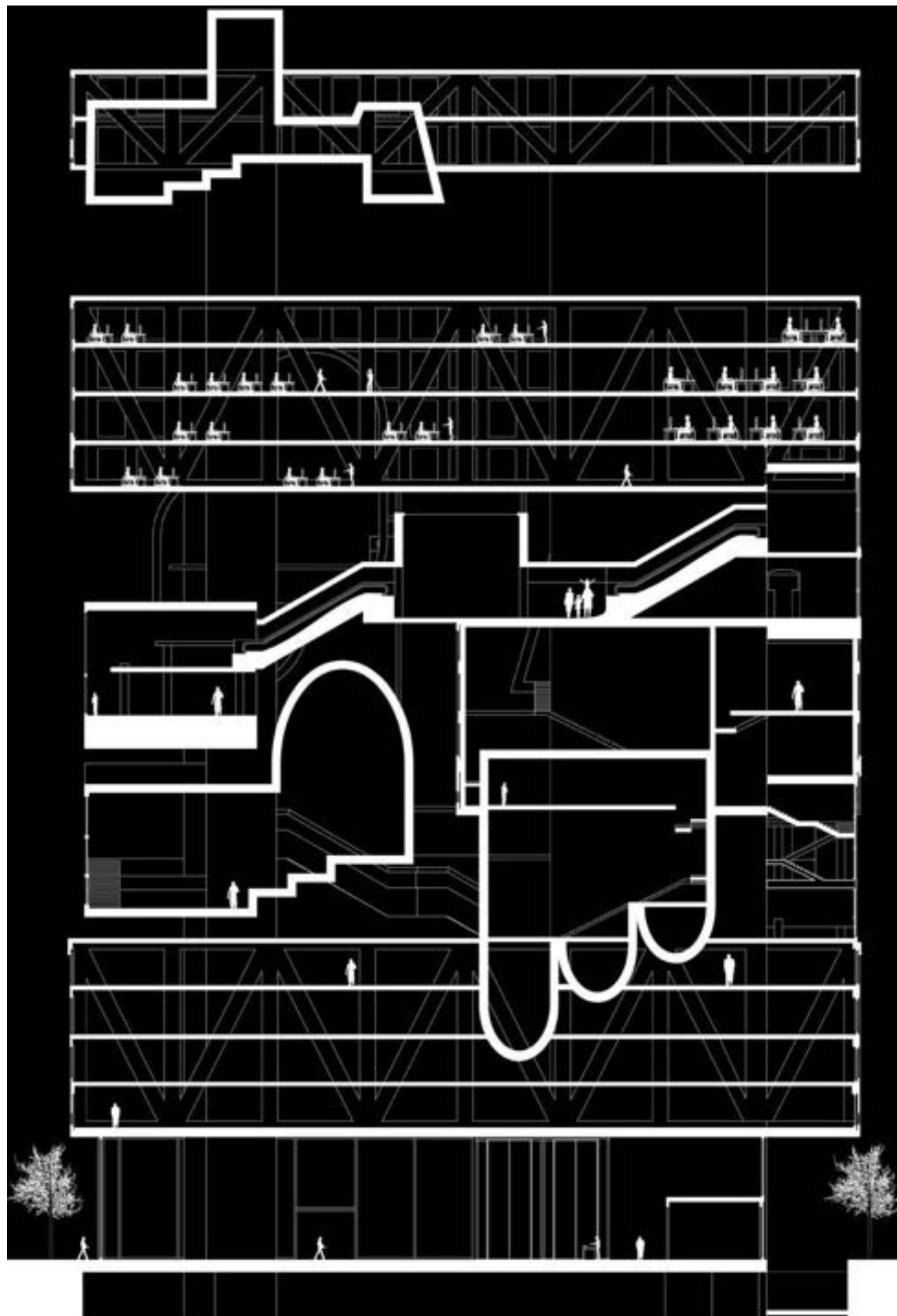
Plan: Lower Public Area
(Gym, Cafe, Playground)



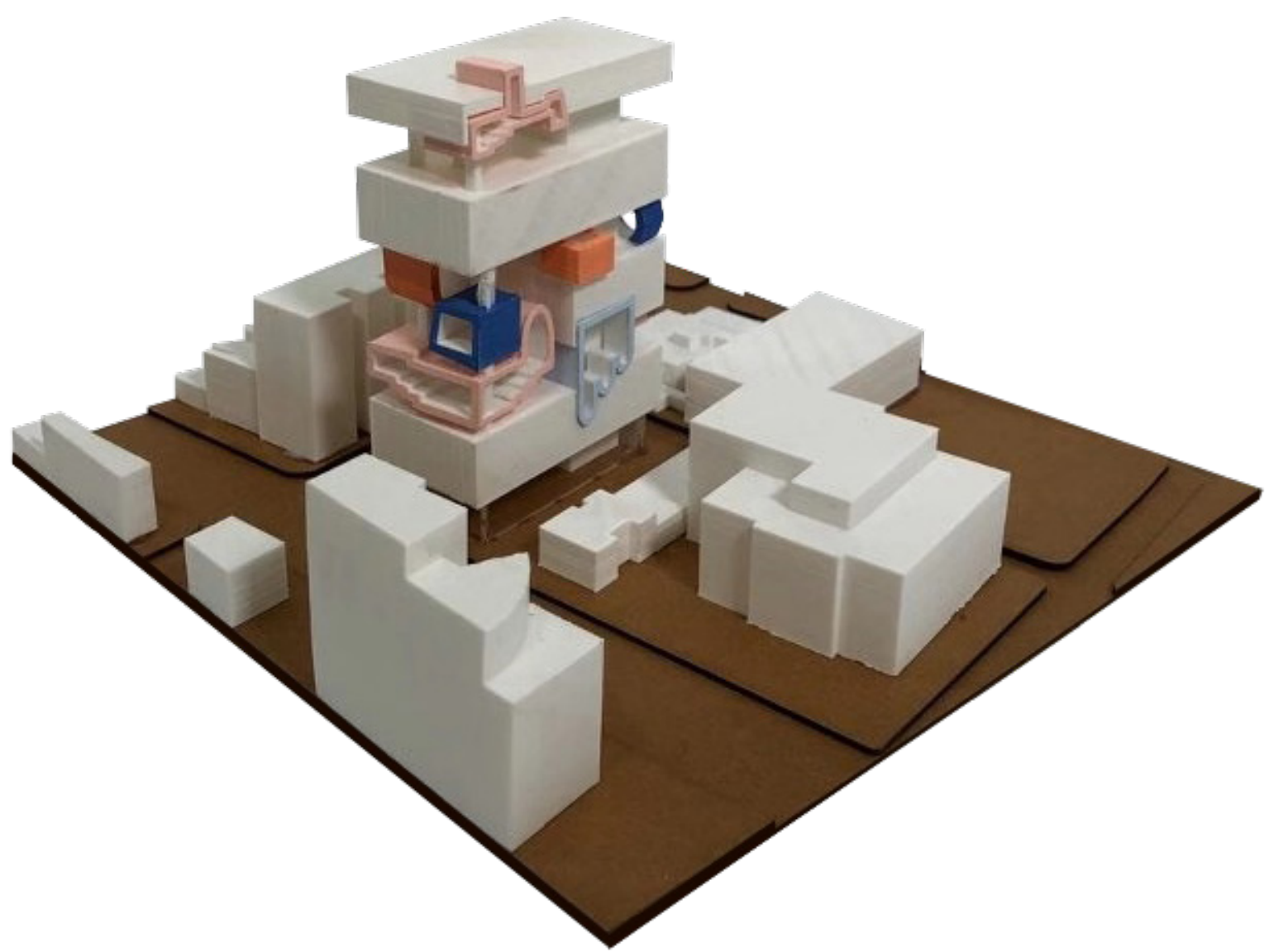



Plan: Lower Public Area
(Gym, Library, Daycare)



Axonometric drawing of elevations.





Photos of physical model.

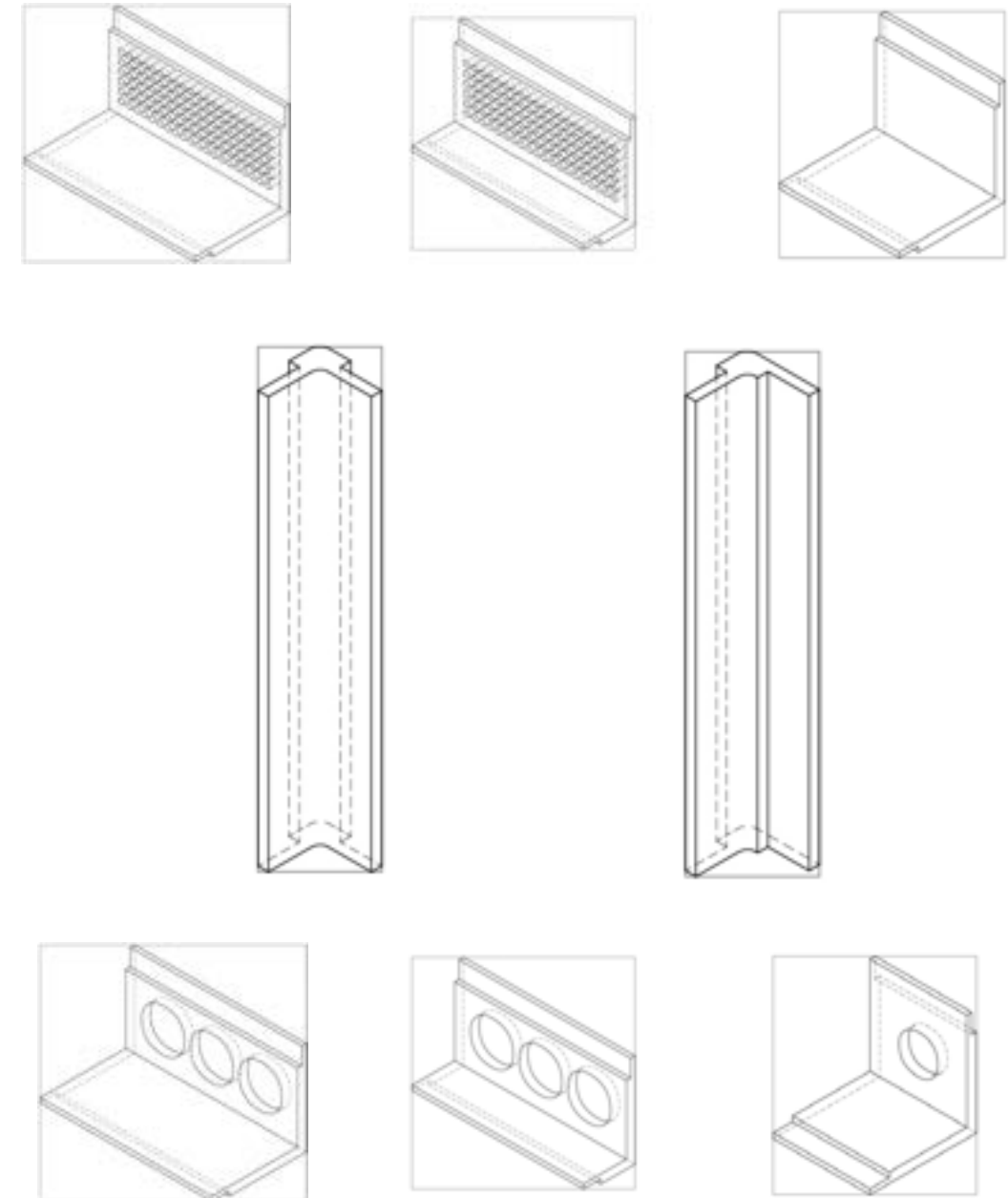
Stored Energy Research Building

Fall, 2018 | Instructor: Justin Diles

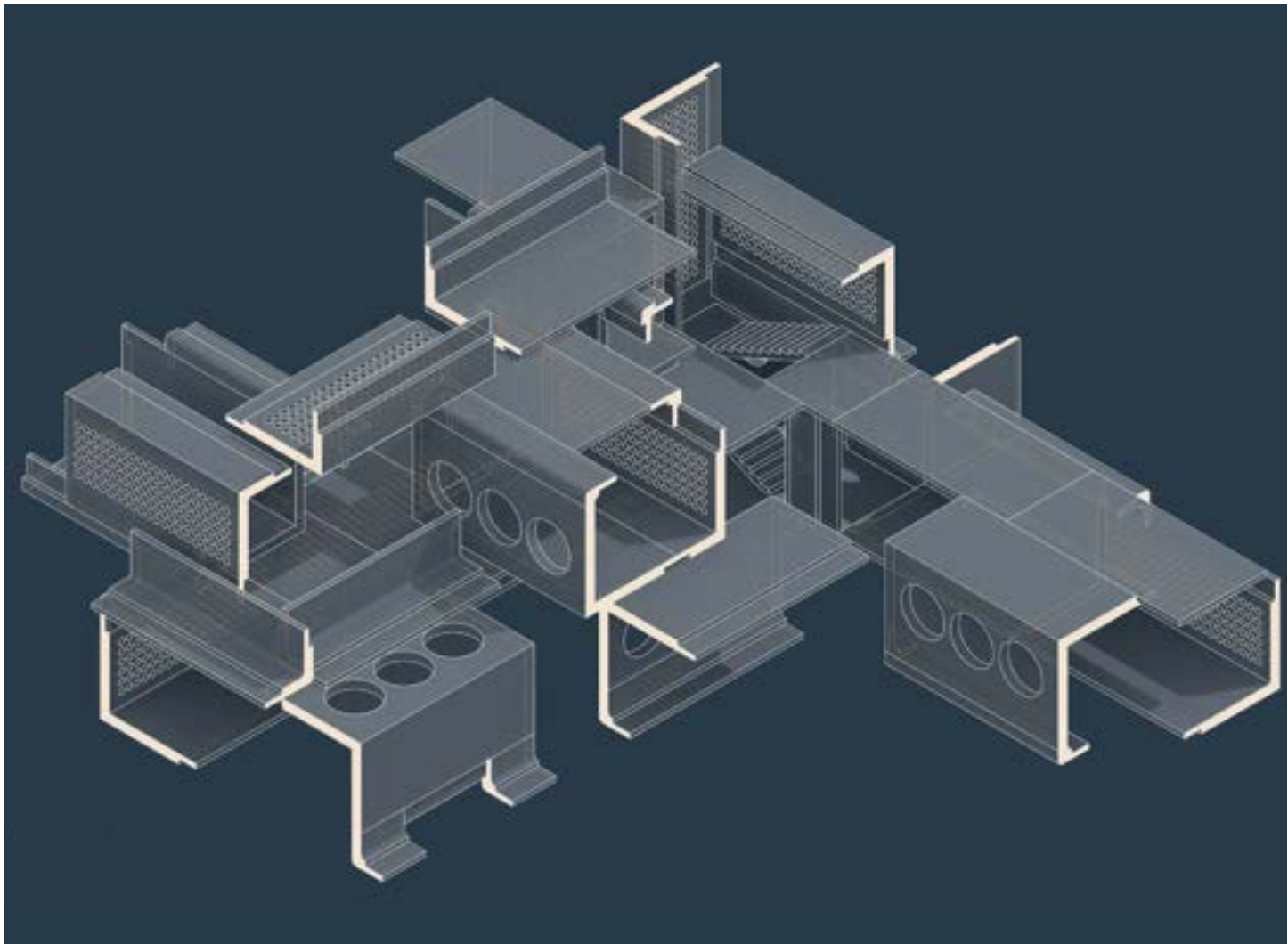
Urban Columbus, Ohio.

Knowlton School of Architecture, The Ohio State University

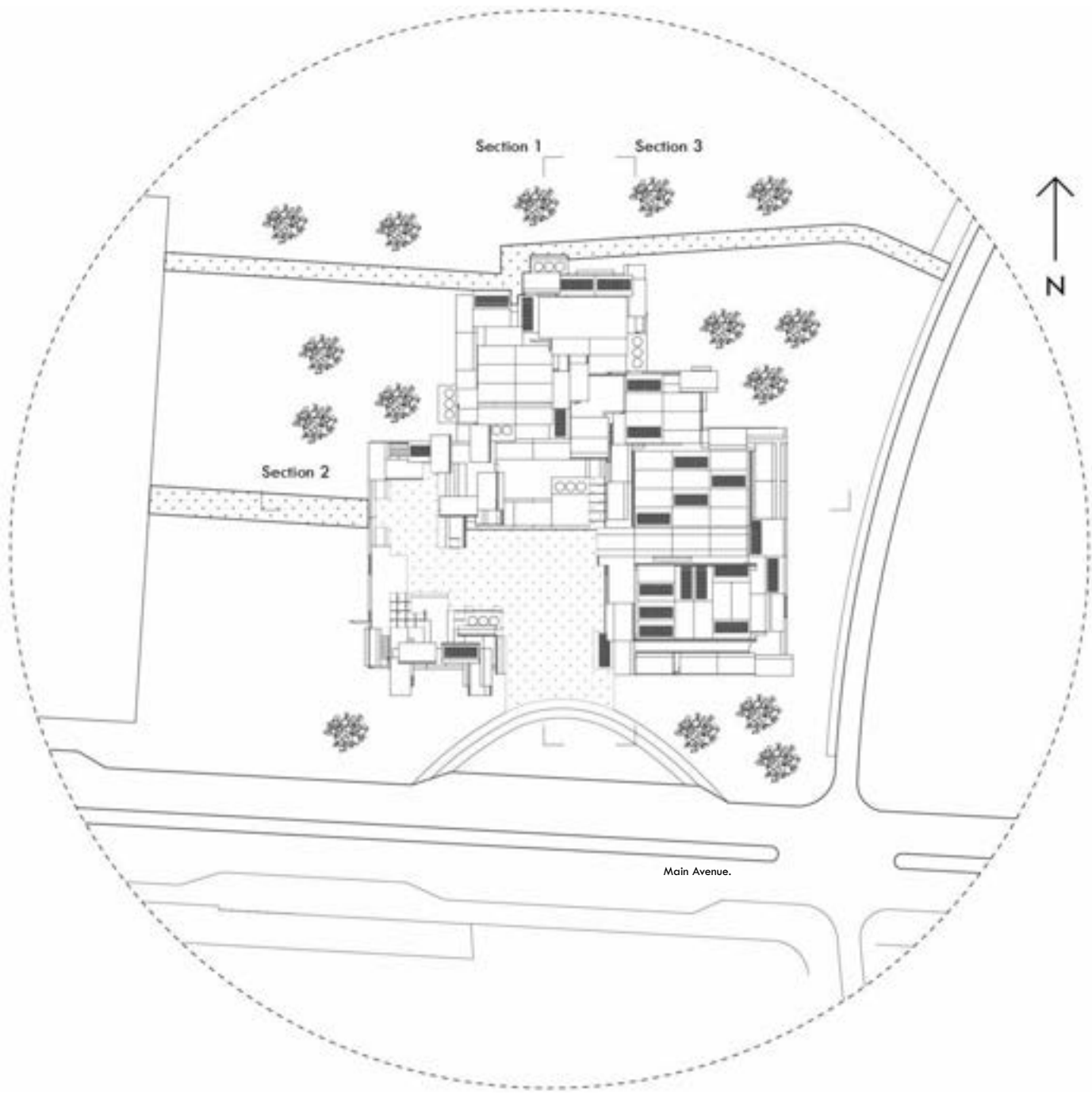
The core design idea of this research building is taking advantage of prefabrication units. On the west campus of the Ohio State University, the efficiency of fabrication and transportation is a major focus in the design process. The building aims to host public visits and tours and provide a professional workspace for scientists and staff. Furthermore, concrete is designated to be the dominant construction material. As a result, prefabricated concrete units were born and became the building blocks of the entire structure. The new building will also maintain its raw material appearance to the public's eye, not covering up for the aesthetic purpose.



Diagrams of prefabricated concrete units.



Assembly drawing of prefabricated concrete units.



Site plan with connection to local traffic.



Second Floor Plan.



Third Floor Plan.



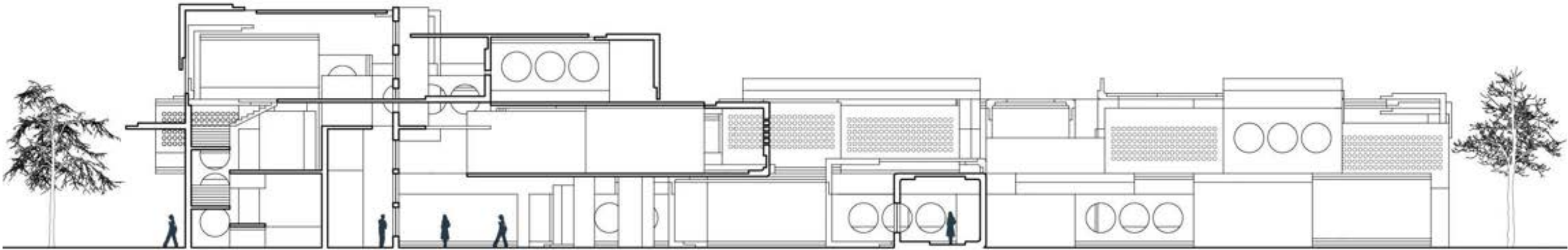
Render view at ground level toward courtyard.



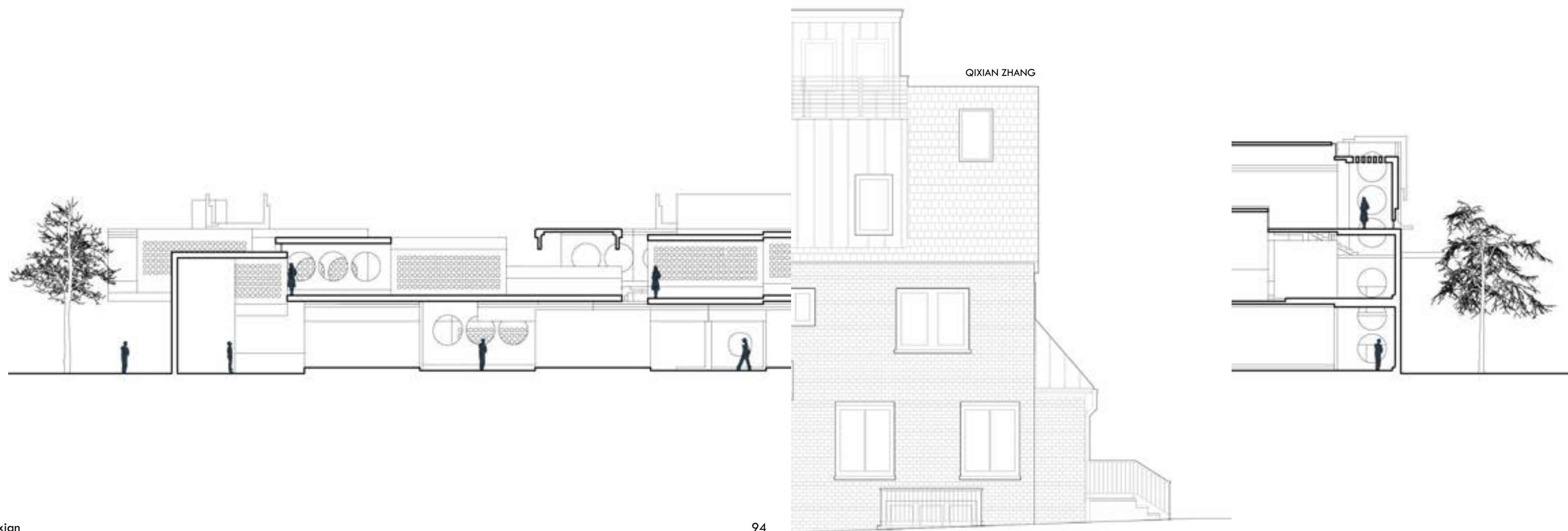
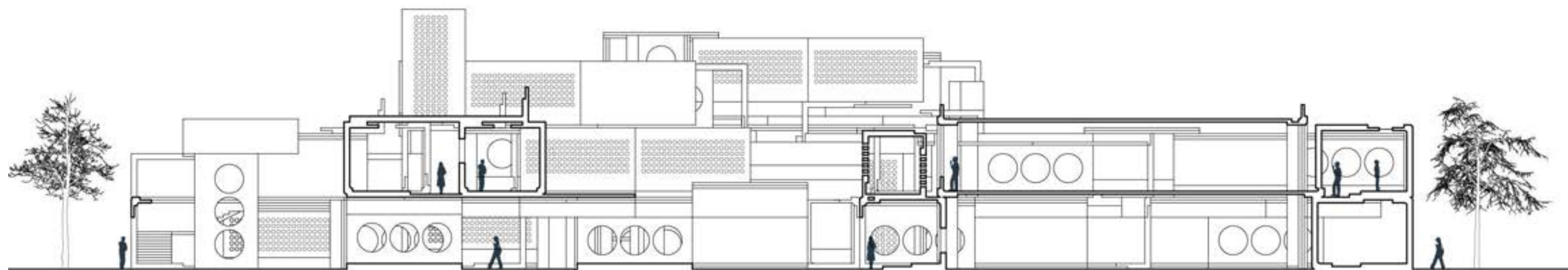
Render view of interior work space.



Render view from cafe area toward.



Section 1.




La Brea Tar Pits Museum

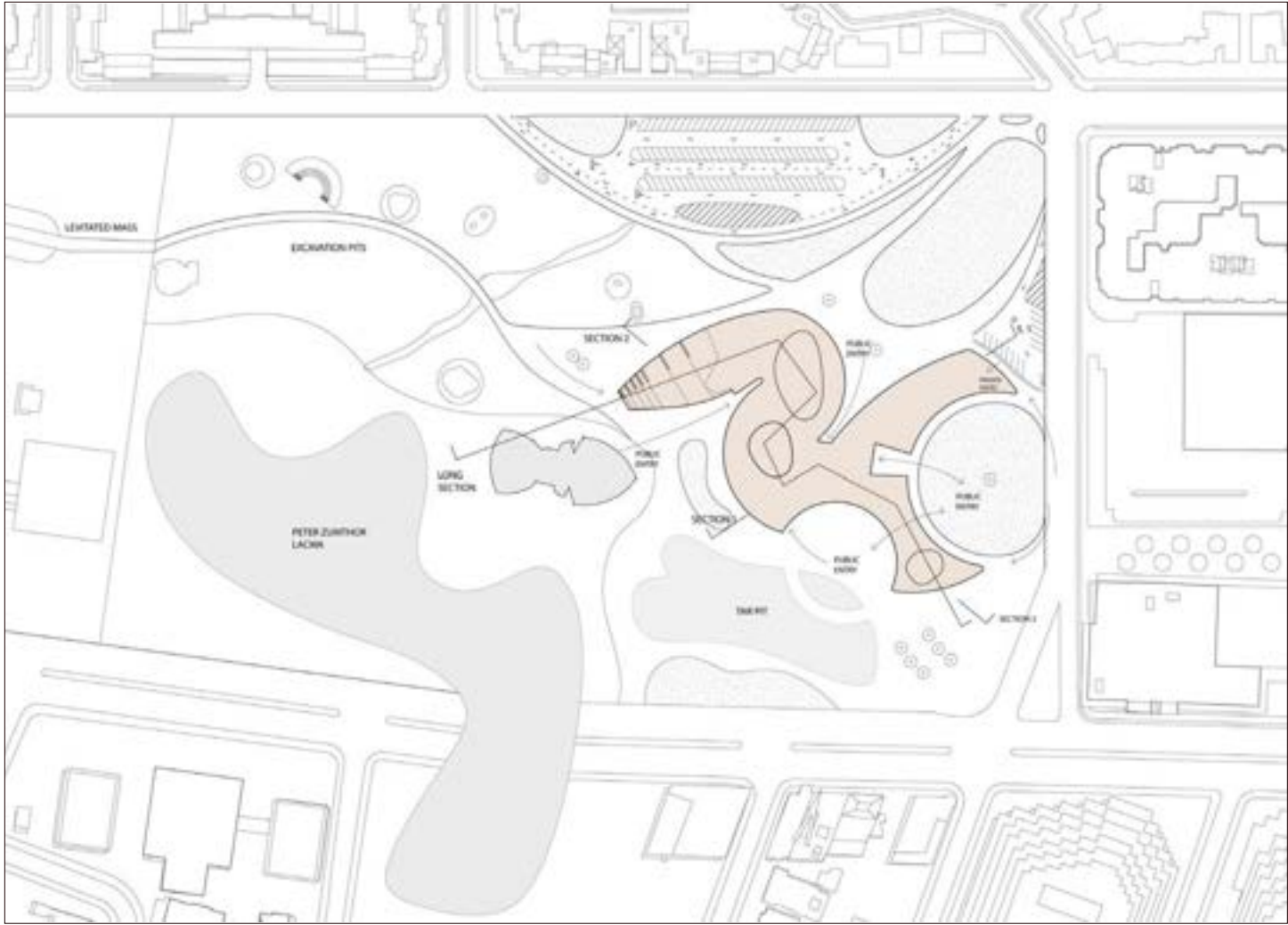
Senior, Gui Competition, 2019 | Instructor: Ann Pendleton-Jullian

Los Angeles, CA.

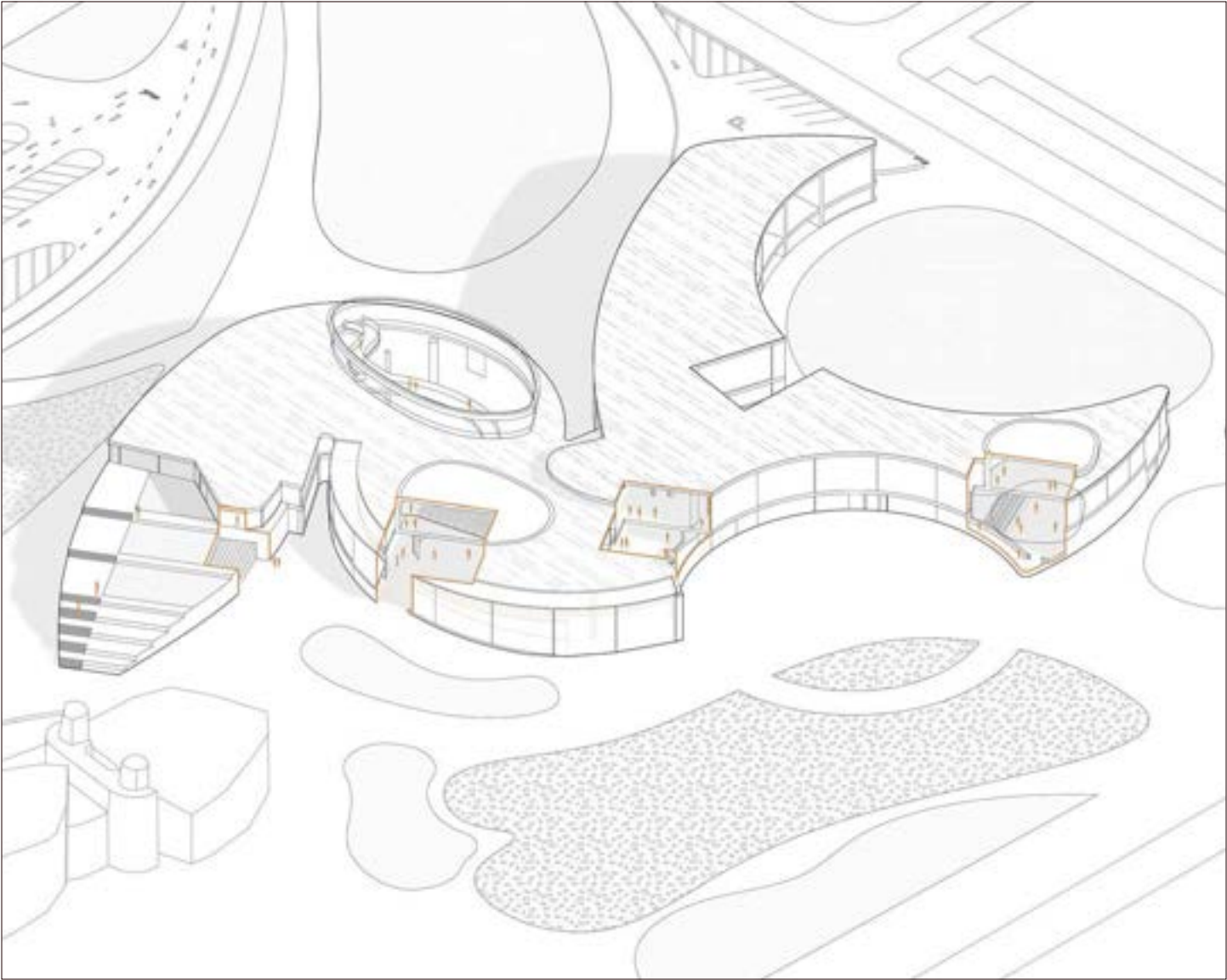
Knowlton School of Architecture, The Ohio State University

The new Museum in urban Los Angeles is about connecting all the elements which are the Tar Pit, green spaces and the excavation pits in the site as both pathway and space for the community. Overall, the building is trying to be responsible to this historically rich site. Using an infinite loop that circling all over the site then stretches out to become the connector for the urban LA community. Furthermore, compartmentalize spaces and object-like space dominant the interior organization, result in the public can have more visual interactions with the private wings of the museum where the staff and scientists conduct researches. Ultimately, the museum aims to evoke the public's interest in engaging in social activities and learning through the connection between the museum and nature.

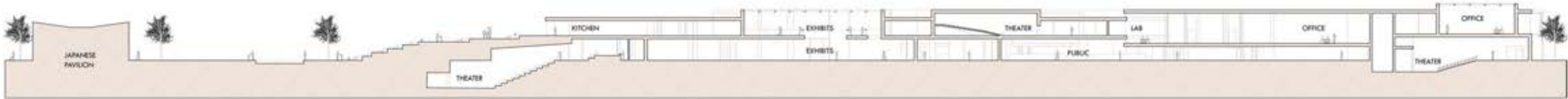




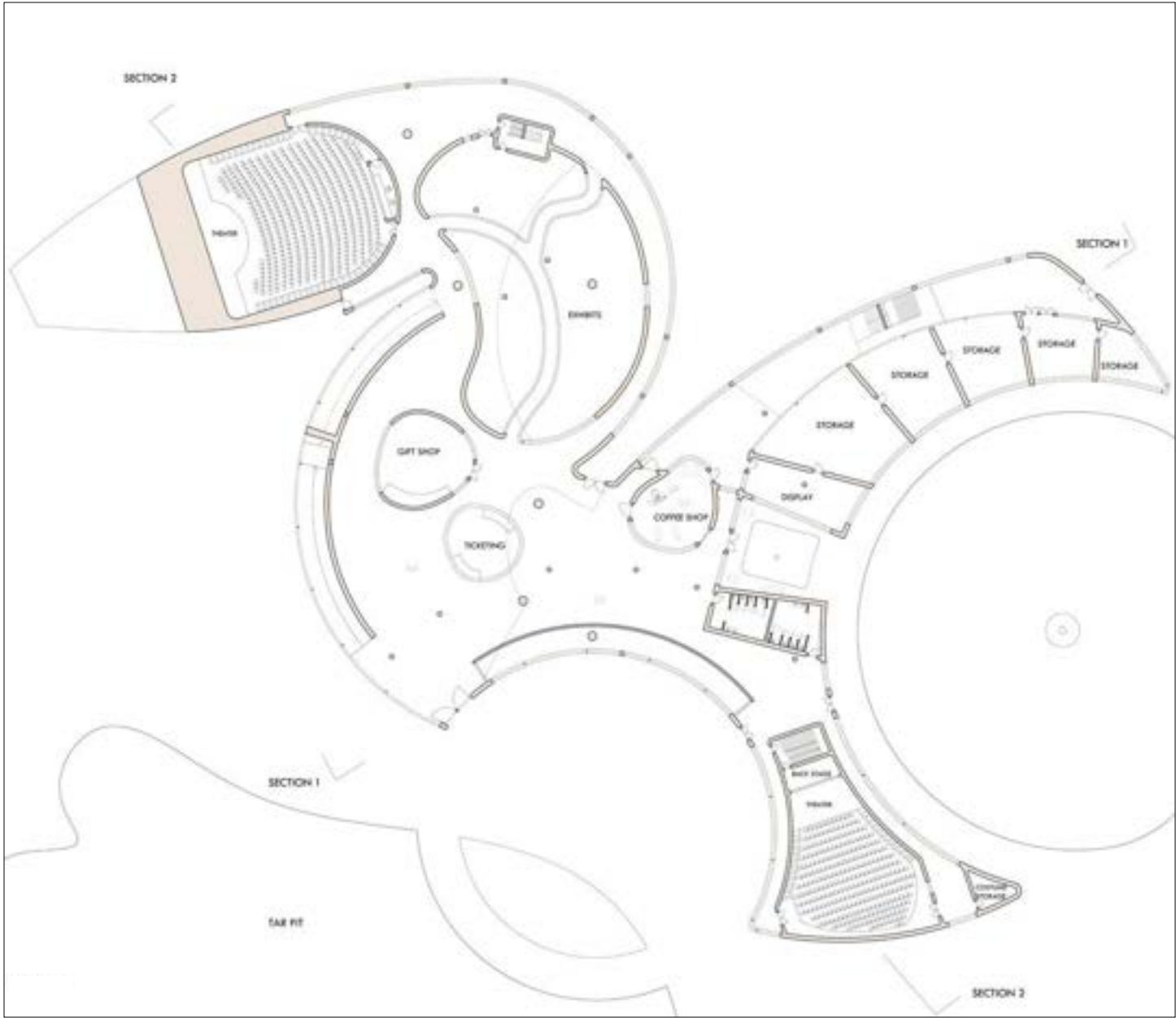
Site plan shows connection to surrounding attractions.



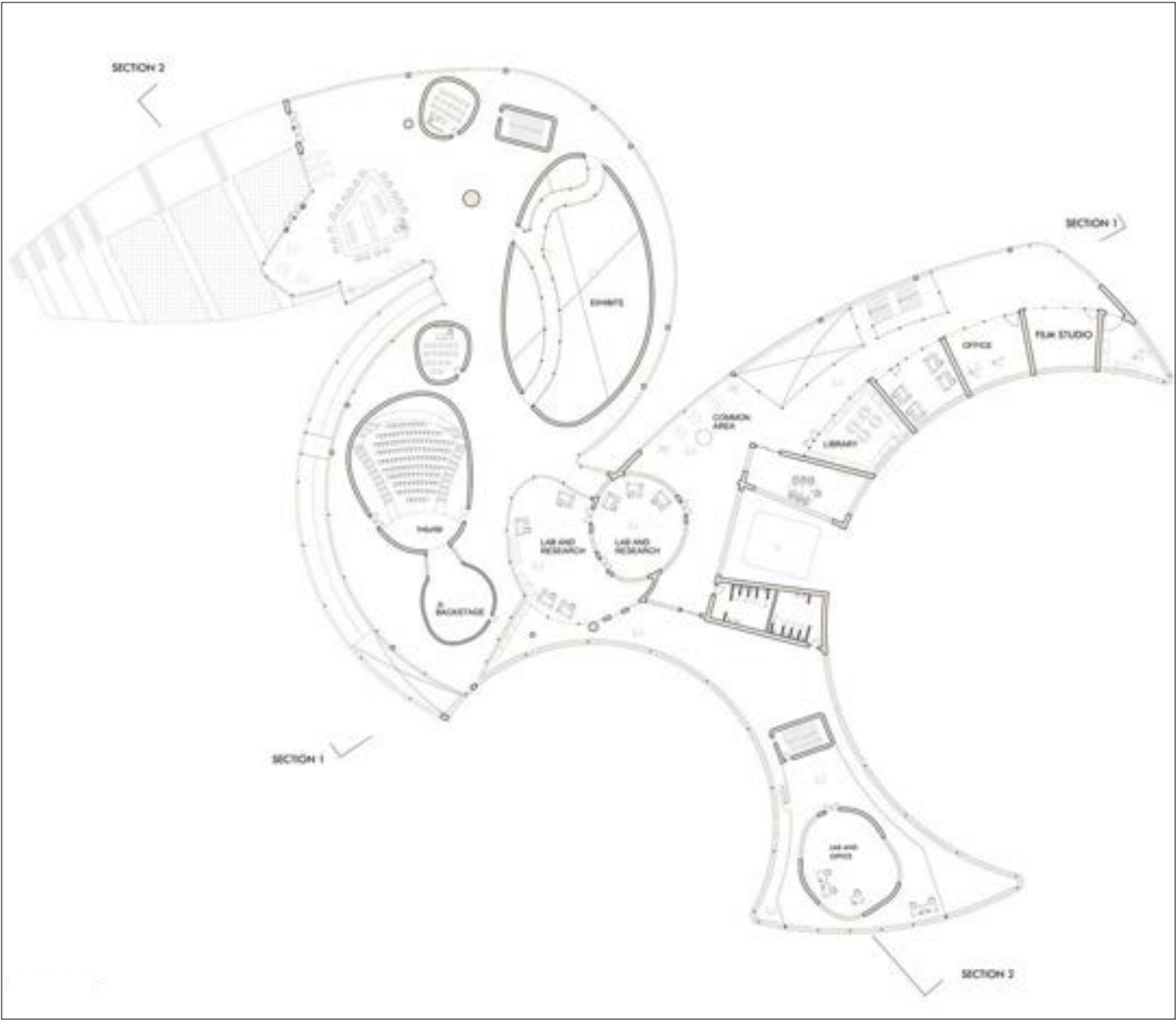
Cutaway axonometric drawing.



Long section (with turning section cut line).



Ground floor plan.



Second floor plan.

Extracurricular

Internship. Summer, 2016.



Travel Photography.
Equipment: Fujifilm_XT-5, with Tamron 17-70mm.



Under Columns. Sophomore, 2018.
Team Members: Marly M., Salma A., Partrick S., Alex W.

