(781) 690-4934 | elangleyp@gmail.com | issuu.com/langleypierpont

ELIZABETH LANGLEY PIERPONT

Professional Work Samples

ELIZABETH LANGLEY PIERPONT

(781) 690-4934 | elangleyp@gmail.com | issuu.com/langleypierpont

DESIGN EXPERIENCE

PROJECT MANAGER | ORSMAN DESIGN — New York City, NY | October 2022 -Present

- Designer and point of contact for 21 projects, including interiors and landscapes
- Duties include administrative and financial control; design conception and development; client/external team communications; overseeing architectural drafting; construction management and maintaining design intent throughout construction; specifying and procuring material; leading internal project team
- Progressing projects through all phases, from schematic design, through construction management, and to closeout through proactive communication, problem solving, and conscientious detailing to cohere design and constructibility

SENIOR PROJECT COORDINATOR | ORSMAN DESIGN — New York City, NY | August 2020 -October 2022

- Draftsperson role; conducted internal processes for 30+ projects concurrently. Duties included drafting plans, elevations, and section details for submission to project manager; completing exercises assigned by architect, AV consultant, electrician, and general contractor; product research and inquiries with representatives; recording meeting minutes; specifying, pricing, and managing delivery of fixtures to site

TEACHING ASSISTANT | LEHIGH UNIVERSITY — Bethlehem, PA | January 2020 - May 2020

- Second level design studio focused on developing students' design skill set by conceptualizing and representing architectural constructs
- Served as additional academic resource to students, provided support to professor by creating and implementing lesson plans, holding office hours, and evaluating students' work ethic and output

PROJECT COORDINATOR INTERN | ORSMAN DESIGN — New York City, NY | June 2019 - August 2019

- Contributed to project teams on architectural drawings and renderings, detail drawings, specifications, and site visits on multiple projects concurrently

ARCHITECTURAL INTERN | LA CASA POR EL TEJADO — Barcelona, Spain | January 2019 - April 2019

- Focused on repurposing unused spaces and rooftops in European cities to expand cities sustainably
- Ensured three ongoing projects met VERDE certification requirements and compiled data from two past projects to achieve VERDE certification

ARCHITECTURAL INTERN | ELKUS MANFREDI — Boston, MA | June 2018 - August 2018

- Revised architectural drawings and organized construction documents for submission to National Park Association for restoration of Historic Old North Church
- Collaborated with the LEED subgroup to ensure that current plans met certification requirements for the construction of the new Omni Hotel in Boston

EDUCATION

B.A. IN ARCHITECTURE | LEHIGH UNIVERSITY

Bethlehem, PA | August 2016 - May 2020

University and departmental honors in architecture

DESIGN STUDIO | MASS ART

Boston, MA | June - August 2018

COMMUNITY INVOLVEMENT

DOG AND CAT SHELTER VOLUNTEER | ANIMAL HAVEN
NYC | January 2021-Current

SECRETARY | AIA STUDENT CHAPTER
Lehigh University | September 2019-May 2020

AMBASSADOR | CENTER FOR GENDER EQUITY
Lehigh University | September 2017-May 2020

TECHNICAL SKILLSET

- DRAFTING AND RENDERING TECHNOLOGY: **AUTOCAD, SKETCHUP, REVIT, RHINO, V-RAY, GRASSHOPPER**
- ADOBE PHOTOSHOP, INDESIGN, ILLUSTRATOR
- AFFINITY PUBLISHER, DESIGNER, PHOTO
- OFFICE 365: EXCEL, WORD, POWERPOINT
- BLUEBEAM REVU
- ONLINE RESEARCH
- CLOUD BASED SOFTWARE INCLUDING BIM 360
- DRAWING, ARCHITECTURAL RENDERS, PHYSICAL MODEL MAKING
- CNC ROUTER, 3D PRINTING, LASER CUTTER, AND WOODSHOP CERTIFIED BY LEHIGH DESIGN LABS

PROFESSIONAL WORK

My responsibilities as a project manager encompass administrative duties, design conception and development, budgetary reviews, client/external team communications, procurement of job material, and construction management



PROJECT OVERVIEW

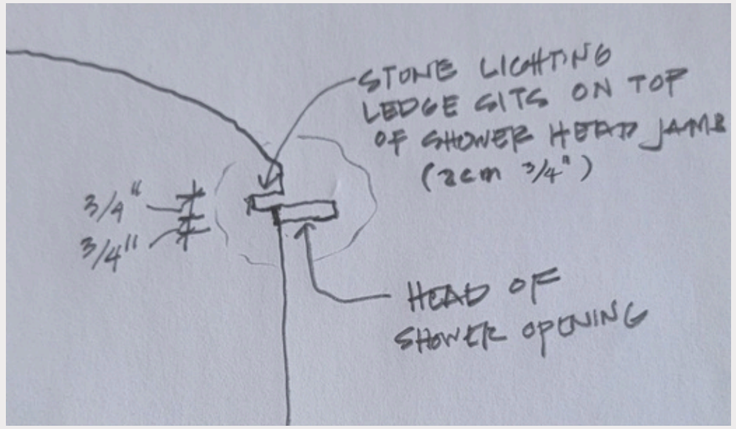

SCHEMATIC DESIGN

Conception of design; introduction to project team; creation of initial plan set and documentation; pricing and timeline estimates



DESIGN DEVELOPMENT

Technical coordination with AV consultant, EC, and GC teams; thorough progression of design into construction documents; procurement of materials



CONSTRUCTION MANAGEMENT

Site visits; millwork shop drawing review; night set; final aiming and programming; punch list; handover to client

PHASE 1: SCHEMATIC DESIGN

My responsibilities:

- Organize kick-off meeting with external design team
- Digest plans from architect, process plans to match our internal standards
- Mark up first pass of design for presentation to principal
- Create plan drawings in coordination with Project Coordinator (my subordinate)
    - Includes detailed lighting program for AV/GC/EC teams to reference
    - Includes lighting details for architect to integrate our design into plan
    - Includes lighting legend for teams to cross reference accompanying documents
- Put together Fixture Booklet with specifications for each fixture type
- Review documentation turned in by Project Coordinator
- Issue preliminary design to team and schedule initial meetings:
    - SD Presentation to design teams/client
    - Technical takeoff meeting to ensure coordination of specs with AV/EC/GC teams
- Put together cost analysis of materials pertaining to project and issue pricing to client

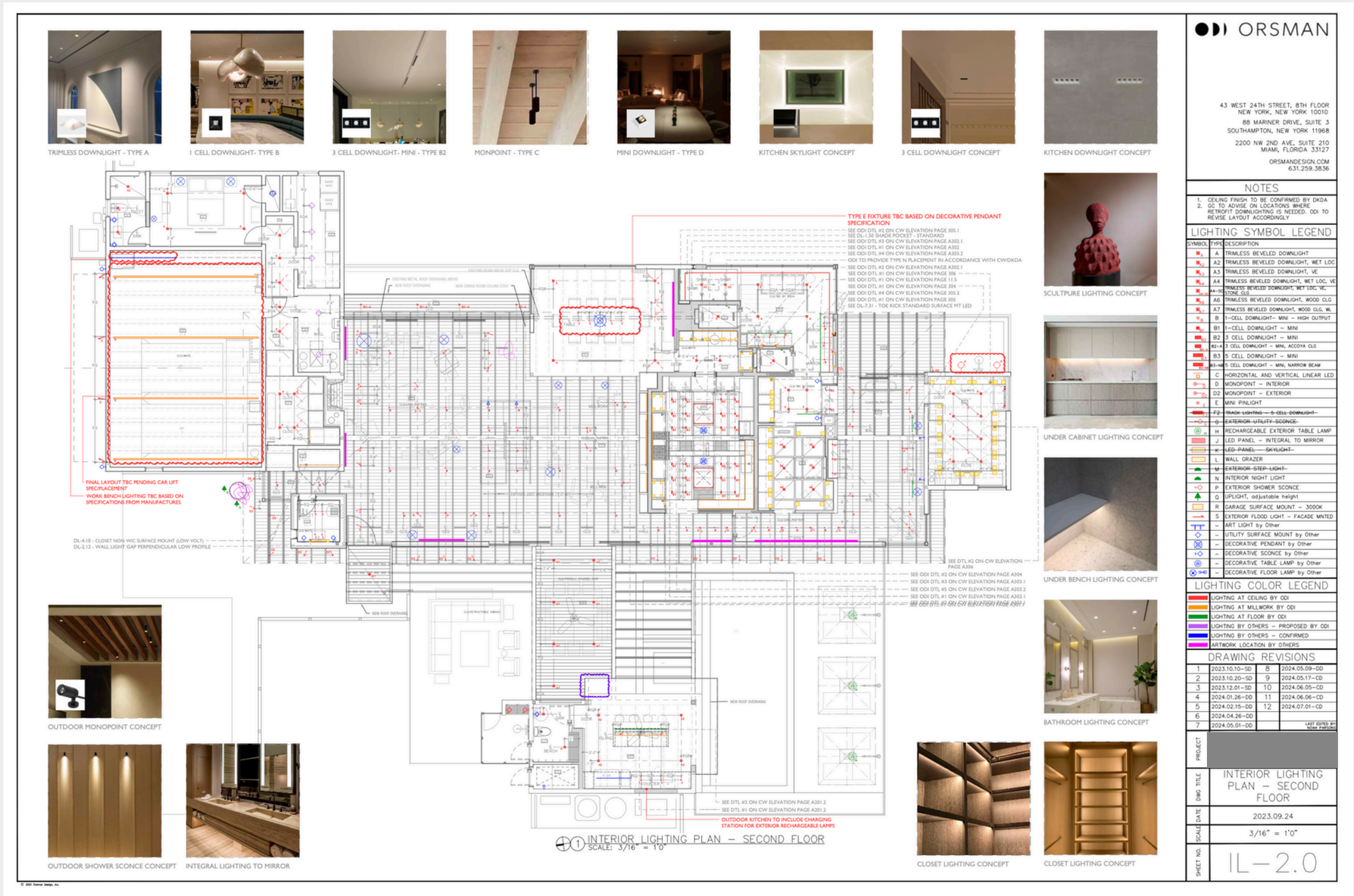

SAMPLE PLAN SET PAGE 1: INTERIOR LIGHTING PLANS

Interior Lighting Plans include:

- RCPs of lighting as specified and designed by ODI
- Lighting as specified and placed by interior design team
- Reference imagery of fixtures and lighting output concept
- Titleblock including explanation of each fixture type, indications of lighting by others, and issuance information
- Detail callouts at linear locations throughout
- Dimensions, centerlines, and alignments

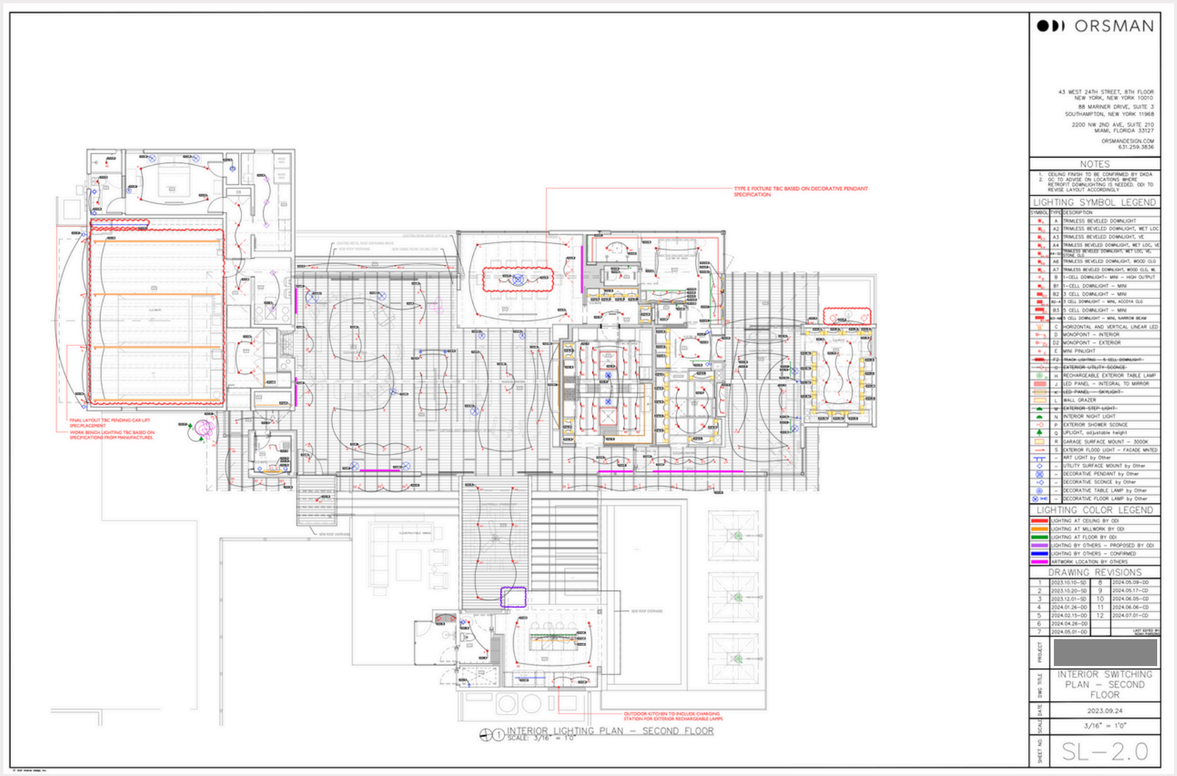

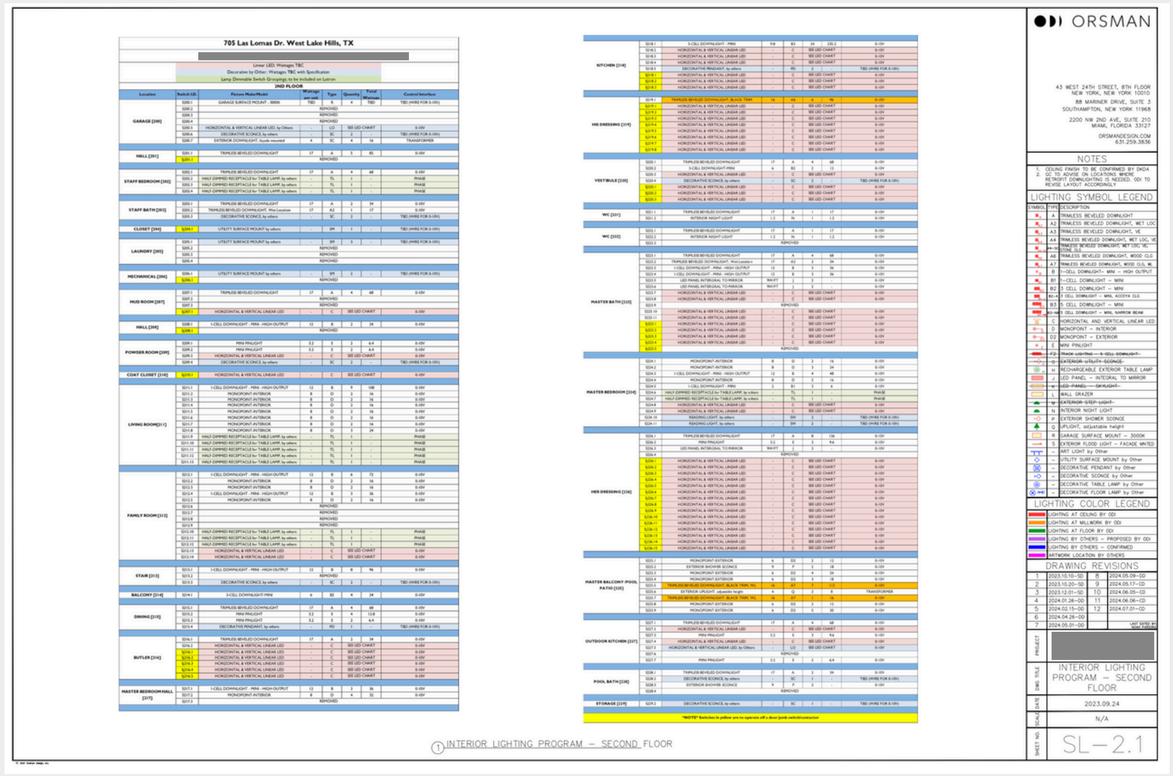

SAMPLE PLAN PAGES 2/3: SWITCHING PLANS/LIGHTING PROGRAM

Switching Plans include:

- RCPs of lighting by ODI and others
- Program layout indicated by switch IDs and groupings
- Titleblock including explanation of each fixture type, indications of lighting by others, and issuance information

Lighting Program includes:

- Switch ID (per switching plan) correlated to fixture type and wattage information
- Control interface for each switch leg to be referenced by AV consultant and EC team

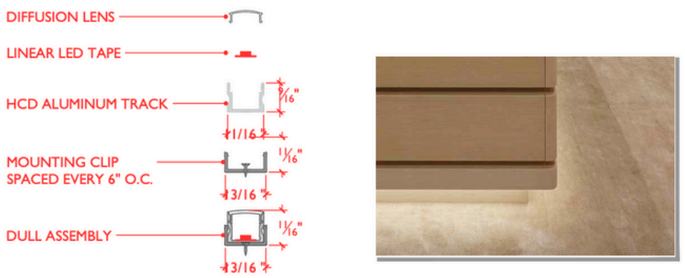

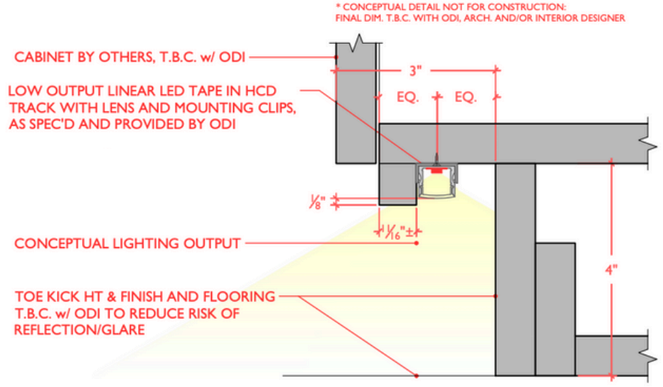

GENERAL NOTE:
ALL LINEAR LED PRODUCT **TAPE** TO BE HELD FROM EACH FINISH END TO PREVENT HARSH SHADOW LINES, CONTRACTOR TO V.I.F. w/ ODI, TYP. THROUGHOUT

DL-7.31 - TOE KICK STANDARD SURFACE MT LED
6"=1'-0"

DESCRIPTION/APPLICATION:
FOR USE IN UNDER CABINET TOE KICK OF TASK AREAS (i.e. KITCHEN/PANTRY/LAUNDRY). NOTE RECESS AT CENTERLINE POSITION. HIGH OUTPUT LED TO MATCH OTHER TASK AREAS AND MINIMAL/SHALLOW RECESS. SIMILAR DETAIL CAN BE USED FOR FURNITURE BUT TO BE STUDIED w/ NON-HIGH OUTPUT AND LESS SHALLOW TRACK (LRE-D2D).

ORSMAN



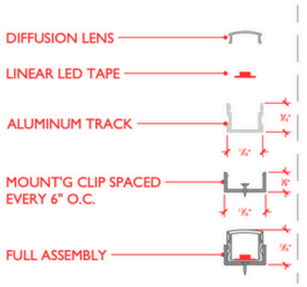

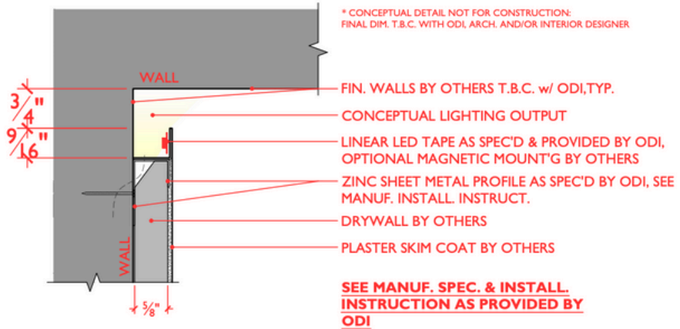

SEE MANUF. SPEC. & INSTALL. INSTRUCTION AS PROVIDED BY ODI

DL-2.12 - WALL LIGHT GAP PERPENDICULAR LOW PROFILE
6"=1'-0"

DESCRIPTION/APPLICATION:
FOR USE IN VERTICAL LIGHT GAP IN NICHES/ALCOVES OR WALL ACCENTS WHERE WALLS ARE PERPENDICULAR TO EACH OTHER. LED ORIENTATION ALLOWS FOR INDIRECT OUTPUT. LOW PROFILE REVEAL BY LED PROFILE ELEMENT #ADP (ALSO AVAILABLE IN A FLEXIBLE PRODUCT FOR CURVILINEAR WALLS/CEILINGS. NOTE MAGNETIC TAPE MOUNT OPTION BY OTHERS.

NOTE - MANUF. CAN PRODUCE CUSTOM THICKNESS AS SHOWN & TO BE VERIFIED, OTHERWISE TYP. IS 1/2"

ORSMAN

SAMPLE PLAN PAGES 4+: STANDARD DETAIL SHEETS

Standard Details include:

- Section cut of linear detail as suggested (per detail callout keys in lighting plan page)
- Dimensions and explosion view of linear product for installer to conceptualize piece
- Reference image of detail
- Details are conceptual only -- we integrate details directly into shop drawing comments during phase 2 of project

SAMPLE FIXTURE BOOKLET

Fixture Specifications include:

- Full specification sheet for each fixture type
- Power supplies
- Breakdown of ordering codes/selections
- Modifications detailed as necessary for fixture to meet internal design standards
- Accessories as needed for integration into site conditions

Additional Responsibilities:

- Coordination with manufacturer to ensure fixtures are meeting standards and are feasible for use in project
- Researching and procuring new fixture samples to present to internal team for design approval

VISUAL COMFORT & CO. | ARCHITECTURAL COLLECTION

FORMERLY KNOWN ASTECH LIGHTING

ELEMENT™ 3" LED

ADJUSTABLE DOWNLIGHT

The ELEMENT 3" Next Generation Adjustable recessed downlight features full adjustability with lockable, tool-free, hot aiming. ELEMENT'S patented high/low lamp positioning allows the LED to be positioned closer to the aperture for maximum light output and efficiency or higher in the ceiling to minimize glare and flash on the trim. Options include premium warm dimming, tunable white, Xicato and Xicato Artist Series LED modules. Trim options include flanged or flangeless and flangeless in wood ceiling.

- Housing reduced by 60%
- Tool-free aiming/locking: 0-40° tilt, 361°rotation
- Patented high/low lamp positioning
- 1-step static white, 2-step warm dim and tunable white
- Standard dimming down to 1%
- Trims reflector options
- Solite Soft Focus lens option



SHOWN IN FLANGELESS BEVEL SQUARE

LUMEN/CBCP MULTPLIERS

CCT	80 CRI MULTIPLIER	90 CRI MULTIPLIER
2700K	1.12	0.98
3000K	1.18	1.00
3500K	1.22	1.01

Lumen output will vary by CCT and CRI. See photometric charts for output information.

SPECIFICATIONS

	STATIC WHITE		XICATO		WARM DIM		TUNABLE WHITE	
	HIGH OUTPUT	LOW OUTPUT	STANDARD SERIES	ARTIST SERIES	HIGH OUTPUT	LOW OUTPUT	5000K-2700K (3000K)	4000K-1800K (3000K)
DELIVERED LUMENS	1697/1440	1303/ 1106	1129	945	1225	941	1174	1209
WATTS	16	12	15	15	16	12	15	15
EFFICACY	106/90	109/92	75	63	77	78	78	81
CRI	80+/90+		80+	95+	90+		90+	
CBCP	10° - 24,575 | 18° - 5,639 25° - 5,033 | 40° - 2,739 60° - 1,699		21° - 3,184 | 43° - 2,733 60° - 1,014 (Values at 80 CRI)		18° - 4,793 | 25° - 4,221 40° - 2,328 | 60° - 1,444		18° - 5,019 | 25° - 4,220 40° - 2,438 | 60° - 1,512	
CCT	2700K, 3000K, or 3500K		2700K, 3000K, or 3500K[3]		3000K - 1800K		5000K - 2700K	4000K - 1800K
COLOR CONSISTENCY	1-step		1X 2-step		2-step		2-step	
VOLTAGE	120V or 277V							
DIMMING[1]	Standard reverse-phase, forward-phase, TRIAC, and 0-10V dimming down to 1% eldoLED 0-10V or DALI-2 down to 0.1% Lutron Hi-lume EcoSystem down to 0.1%						eldoLED 0-10V or DALI-2 down to 0.1%	
POWER SUPPLY	Constant current driver with +.9 power factor and +80% efficiency							
OPTICS	Field changeable: 10°,18°,25°, 40°, or 60° TIR		Field changeable: 21°,43°, or 60° reflector		Field changeable: 18°,25°, 40°, or 60° TIR			
ADJUSTABILITY	Lockable, hot-aiming 0-40° tilt, 361°rotation, high/low lamp positioning, 45° collar rotation							
CEILING APPEARANCE	Flanged, Flangeless or Flangeless in Wood Ceiling							
CEILING THICKNESS	Flanged: Up to 2-1/2" Flangeless: No ceiling thickness limitations | Flangeless in Wood Ceiling: 1/2" to 1-1/2" Note: Thicker ceilings impact light cutoff							
CEILING APERTURE	3-7/8" ceiling cutout							
HOUSING	IC Airtight, Non-IC Airtight, Chicago Plenum. IC suitable up to R60 spray foam insulation. Sauna/steam-room use available only with combination of H shower trim, LO low output housing, and I IC housing rating.							
CONSTRUCTION	Housing: Heavy-gauge, cold-rolled steel | Trim: Die-cast aluminum							
FINISH	Housing: Black Powder Coat | Trim: Antique Bronze, Black, Satin Nickel, or White (paintable)							
GENERAL LISTINGS	ETL Listed. Damp Location. Shower version Wet Listed.							
CALIFORNIA TITLE 24	Registered CEC Appliance Database. Can be used to comply with CEC 2019 Title 24 Part 6 (JA8-2016, JA8-2019) (for 90 CRI versions).							
L70	50,000 hours min							
WARRANTY[2]	5 years							

Data in chart reflect 3000K/90 CRI values unless noted.
Custom output/custom RAL/custom CCT available, contact Quotes Department
Ordering grids available on page 2.
[1]See visualcomfort.com for dimmer compatibility.
[2]Visit visualcomfort.com for specific warranty limitations and details.
[3]3500K Xicato module not available for Artist series.

TYPE A7
TRIMLESS BEVELED DL,
WET LOCATION, WOOD CLG

MOD-VFI

VISUAL COMFORT & CO. | ARCHITECTURAL COLLECTION

FORMERLY KNOWN ASTECH LIGHTING

ELEMENT™ 3" LED

ADJUSTABLE DOWNLIGHT

ORDERING GRIDS

HOUSING

PRODUCT	CEILING APPEARANCE	OUTPUT	CRI/CCT	BEAM SPREAD	FUNCTION	HOUSING RATING	DRIVER
E3R ELEMENT 3" ROUND E3S ELEMENT 3" SQUARE	LF FLANGELESS FF FLANGED WC WOOD CEILING[1]	-LH HIGH OUTPUT, 16W[2] -LO LOW OUTPUT, 12W[3]	827 80 CRI,2700K,1-STEP 830 80 CRI,3000K,1-STEP 835 80 CRI,3500K,1-STEP 927 90 CRI,2700K,1-STEP 930 90 CRI,3000K,1-STEP 935 90 CRI,3500K,1-STEP WD 90 CRI,3000-1800K,WARM DIM,2-STEP TW52 90 CRI,5000K-2700K,TUNABLE WHITE,2-STEP[4] TW41 90 CRI,4000K-1800K,TUNABLE WHITE,2-STEP[4]	0 10°[5] 1 18° 2 25° 4 40° 6 60°	A ADJUSTABLE	I IC AIRTIGHT N NON-IC AIRTIGHT C CHICAGO PLENUM E EMERGENCY BATTERY (NON-IC / CHICAGO PLENUM)	INTEGRATED DRIVERS 120V/277V UNIVERSAL PHASE/0-10V 1% (LEAVE BLANK)[6] -ELDO ELDOLED 0.1%0-10V LINEAR -ELDOA ELDOLED 0.1%0-10V LOGARITHMIC -ELDD ELDOLED 0.1% DALI-2 -ELT0 ELDOLED TUNABLE WHITE 0.1% 0-10V LINEAR[4,7] -ELTD ELDOLED TUNABLE WHITE 0.1% DALI-2[4,7] -HLECO LUTRON HI-LUME 0.1% ECOSYSTEM
		-X XICATO, HIGH OUTPUT, 14W[8]	I27 80 CRI,2700K,1X2-STEP,XICATO I30 80 CRI,3000K,1X2-STEP,XICATO I35 80 CRI,3500K,1X2-STEP,XICATO A27 95 CRI,2700K,1X2-STEP,XICATO ARTIST A30 95 CRI,3000K,1X2-STEP,XICATO ARTIST	21 21°XICATO 43 43°XICATO 60 60°XICATO			

¾" THICK WOOD CLG

\- A

Trims are required and must be ordered separately.
For dimming details, refer to dimmer compatibility chart.
[1]WC - Wood ceiling option accommodates flangeless trims only.
[2]LH - High output available for wet applications. Not rated for Sauna/Steam-room.
[3]LO - Sauna/steam-room use available only with combination of H shower trim, LO low output housing, and I IC housing rating.
[4]TW52/TW41/ELTO/ELTD - Tunable white only available in high output, only available with ELT0 (0-10V, linear), or ELTD (DALI-2). For 0-10V logarithmic dimming consult Quotes Department.
[5]0 - 10° optic has a unique LED module not available with warm dim or tunable white. Changing optics to 18°, 25°, 40° or 60°, will require a new LED module.
[6]Universal dimming is reverse-phase, forward-phase, TRIAC and 0-10V. 277V is only compatible with 0-10V dimming.
[7]ELT0/ELTD - eldoLED tunable white drivers are not compatible with round flangeless (E3RLF) or round wood ceiling (E3RWC) housings.
[8]X - Xicato housings utilize dedicated standard phase, 0-10V, 120V and 277V drivers. If ordering Xicato with standard drivers (non-Lutron or eldoLED), at the end of the item number please specify: -010 for 0-10V 120V, -277 for Phase 277V or -010-277 for 0-10V 277V. For example: E3RLF-XA2743DI-010 or E3RLF-XA2743DI-277 or E3RLF-XA2743DI-010-277. Due to the size of some of the Xicato Reflectors, it may not be feasible to tilt the fixture in the 'low' position. It is still tiltable in the 'high' position.

TRIM

PRODUCT	CEILING APPEARANCE	STYLE	APERTURE	FINISH
E3R ELEMENT 3"ROUND E3S ELEMENT 3"SQUARE	L FLANGELESS F FLANGED UP TO 1"CEILING THICKNESS F15 FLANGED 1.1"-1.5"CEILING THICKNESS F20 FLANGED 1.6"-2.0"CEILING THICKNESS F25 FLANGED 2.1"-2.5"CEILING THICKNESS	B BEVEL F FLAT	-O NO LENS -H SHOWER[1] -L LENSED[2]	-Z ANTIQUE BRONZE B BLACK S SATIN NICKEL W WHITE

\- -

Wood ceiling option accommodates flangeless trims only.
[1]H - Sauna/steam-room use available only with combination of H shower trim, LO output housing, and I IC housing rating. Shower lens includes a gasket.
[2]H,L - Lensed products come with Solite Soft Focus lens.

LENSES/LOUVERS

PRODUCT[1]	
140MR16SF	SOLITE SOFT FOCUS LENS
140MR16SB	SANDBLASTED LENS
140MR16LL	LINEAR SPREAD LENS
140MR16DF	DIFFUSER SPREAD LENS
EL2RHCBK	EGGCRATE/HEXCELL LOUVER

[1]For additional lenses, louvers, optical controls and accessories, reference visualcomfort.com. Lens/louvers mounted to lamp assembly only (max 2).

WALL WASH TRIM

PRODUCT[1]	CEILING APPEARANCE	STYLE	FINISH	LED
E3R ELEMENT 3"ROUND E3S ELEMENT 3"SQUARE	L FLANGELESS F FLANGED	W WALL WASH	-Z ANTIQUE BRONZE -B BLACK -S SATIN NICKEL -W WHITE	-LED

W \- -LED

[1]Wall wash trims may be used to convert the ELEMENT Adjustable housing to a wall wash. For dedicated wall wash housings, refer to the ELEMENT 3" Wall Wash specification sheet.

FROSTED BOROSILICATE LENS KIT

PRODUCT	
240E3SBLSP-B	BOROSILICATE LENS KIT | ELEMENT 3"SQUARE BEVEL TRIM
240E3SLSP-B	BOROSILICATE LENS KIT | ELEMENT 3"SQUARE FLAT TRIM
240E3RBLSP-B	BOROSILICATE LENS KIT | ELEMENT 3"ROUND BEVEL TRIM
240E3RDLSP-B	BOROSILICATE LENS KIT | ELEMENT 3"ROUND FLAT TRIM

Includes frosted borosilicate lens, lens spring, and screws to mount to ELEMENT 3" trim.

REPLACEMENT OPTICS

PRODUCT	BEAM SPREAD
353E4LEDCOPT	18 18° 25 25° 40 40° 60 60°

353E4LEDCOPT

REPLACEMENT REFLECTORS

PRODUCT[1]	BEAM SPREAD
352LEDXREF	21 21° 43 43° 60 60°

352LEDXREF

[1]For use with Xicato modules only.

PREMIUM LENS HOLDER

PRODUCT	LENSES
240E3LENSHLDR	1 ONE LENS 2 TWO LENSES

240 E3LENSHLDR

Provides more secure mounting of additional lenses than the lens holder that ships with each fixture.
Not compatible with the 10° beam spread.

PLASTER PLATES

PRODUCT[1]	
150E3RPPLT-2	3" PLASTER PLATE | ROUND DIE-CAST METAL[1]
150E3SPPLT-2	3" PLASTER PLATE | SQUARE DIE-CAST METAL[1]
150E3RTPPLT-W	3" PLASTER PLATE | ROUND SHEET METAL[2]
150E3STPPLT-W	3" PLASTER PLATE | SQUARE SHEET METAL[2]

Used to convert flanged housings into flangeless housings.
[1]Ships standard with flangeless housings. Round not compatible with Lutron Hi-lume or eldoLED drivers.
[2]Optional, thinner, meshed sheet-metal mud plates available for minimized plaster feathering to meet installer preference. Round not compatible with Lutron Hi-lume or eldoLED drivers. Square not compatible with eldoLED drivers.

TYPE A7
TRIMLESS BEVELED DL,
WET LOCATION, WOOD CLG

MOD-VFI

PHASE 2/3: DESIGN DEVELOPMENT AND CONSTRUCTION MANAGEMENT

My responsibilities:

- Progress plans and documentation in coordination with architect and interior design team
- Create LED specification chart and bill of materials detailing all material specified for the project
- Put together proposal inclusive of all fixture types specified by ODI and issue to client
    - Obtain sign off for procurement of fixtures
- Communicate lead times, release material, and coordinate deliveries to site in collaboration with construction timeline
- Review millwork shop drawings and comment on lighting detail integration
- Coordinate keypad locations and button logic with AV consultant
- Site visits to manage site progress
- Final night set, programming, aiming and dimming, presentation of project to principal, and punch list
- Closeout/Handover to client



ORSMAN

Orsman Design Inc. - Interior Quote & Tracking Form

Interior

Project Manager: Longley Pierpont

Proposal #	Freight Delivery	Fixture Type	Total Qty	QTY Shipped to Project	QTY Remaining to Ship	Room	Name as Indicated on Proposal	Manufacturer	Product Code	Product Description	Estimated Ship Date	Actual Ship Date	Carrier	Tracking Number	Delivery Status / Delivery Date	Signed By:	7/2/2024 Additional Notes
7986	#1	A	41	0	41	Upper Level: Hall [201]; Staff Bedroom [202]; Staff Bath [203]; Mudroom [207]; Dining [215]; Butler's Pantry [215]; Vestibule [220]; WC-2 [221]; WC-1 [222]; Master Bath [223]; Her Dressing [226]; Pool Bath [228];	Trimless Beveled Downlight	One Illuminates	SQ-3S-IC-FL-WT-SO-36-27-10-US	Fixture	7/3/2024						
7986	#1	A	41	0	41		TRIM - Trimless Beveled Downlight	One Illuminates	Trim (white)	Trim	7/3/2024						
7986	#1	A2 / A-WL	12	0	12	Lower Level: Terrace Upper Level: Staff Bath [203-shower]; Pool House [227]; Master Bath [223-shower]	Trimless Beveled Downlight, Wet Location	One Illuminates	SQ-3S-IC-FL-WT-SH-36-27-10-US	Fixture	7/3/2024						
7986	#1	A2 / A-WL	12	0	12		Trimless Beveled Downlight, Wet Location	One Illuminates	Shower Trim (white)	Trim	7/3/2024						
7986	#1	A3 / A[VE]	57	0	57	Lower Level: Media Room [100]; Hall [101]; Office [104]; Bedroom Corridor [106]; Guest Suite 1 [107,108]; His WIC [109.5]; Guest Suite 2 [110, 112]; Guest Suite 3 [113, 115]	Trimless Beveled Downlight, VE	Vanilla Lighting	S4-S-TL4-CXS-W-97-23-XX-RT (MOD- 0-10V)	Fixture	7/3/2024						
7986	#1	A3 / A[VE]	57	0	57		Trimless Beveled Downlight, VE	Vanilla Lighting	CXS Trim (white)	Trim	7/3/2024						
7986	#1	A4 / A[VE]-WL	4	0	4	Lower Level: Bath 2 [112-shower]; Bath 3 [115-shower]	Trimless Beveled Downlight, Wet Loc, VE	Vanilla Lighting	S4-ST14-CSS-W-97-23-XX-RT (MOD- 0-10V)	Fixture	7/3/2024						
7986	#1	A4 / A[VE]-WL	4	0	4		Trimless Beveled Downlight, Wet Loc, VE	Vanilla Lighting	CSS (Shower) Trim (white)	Trim	7/3/2024						
7986	#1	A4 / A[VE]-WL-STONE CLG	2	0	2	Lower Level: Bath 1 [108-shower]	Trimless Beveled Downlight, Wet Loc, VE, Stone CLG	Vanilla Lighting	S4-ST14-CSS-W-97-23-XX-RT (MOD- 0-10V)	Fixture	7/3/2024						
7986	#1	A4 / A[VE]-WL-STONE CLG	2	0	2		Trimless Beveled Downlight, Wet Loc, VE, Stone CLG	Vanilla Lighting	CSS (Shower) Trim (white) FLANGED	Trim	7/3/2024						
7986		A6 / A[WC]	6	0	6	Upper Level: His Dressing [219]	Trimless Beveled Downlight, Wood Collar, Black Trim	Element	ES3-WC-LH-927-4-A-I-EL00	Fixture							
7986		A6 / A[WC]	6	0	6		Trimless Beveled Downlight, Wood Collar, Black Trim	Element	WC Collar	Wood Collar							
7986		A6 / A[WC]	6	0	6		Trimless Beveled Downlight, Wood Collar, Black Trim	Element	ES-L-B-L-B	Trim							
7986		A7 / A[WC]-WL	9	0	9	Upper Level: Pool Patio [225]	Trimless Beveled Downlight, Wet Location, Black Trim, Wood Trim	Element	ES3-WC-LH-927-4-A-I-EL00	Fixture							
7986		A7 / A[WC]-WL	9	0	9		Trimless Beveled Downlight, Wet Location, Black Trim, Wood Trim	Element	WC Collar 1-1/2" THICK WOOD CLG	Wood Collar							
7986		A7 / A[WC]-WL	9	0	9		Trimless Beveled Downlight, Wet Location, Black Trim, Wood Trim	Element	ES-L-B-H-B	Trim							
7986	#1	B	41	0	41	Upper Level: Hall [208]; Living Room [211]; Family Room [212]; Stair [213]; Master Bedroom Hall [217]; Master Bathroom [223]; Master Bedroom [224]	Mini Downlight	Apure	AM-2-1-F-27-90-5-EU (0-10V)	Fixture	7/3/2024						
7986	#1	B	41	0	41		Mini Downlight	Apure	WC Install	oning NOTE: WOO	7/3/2024						
7986	#1	B	21	0	21		Mini Downlight	Apure	AFLEX-60W-1400-5-L	Driver	7/3/2024						
7986		B1	3	0	3	Upper Level: Master Bedroom [224]	1-Cell Downlight - Mini	iGuzzini	ILBXS-03-TL-RF-927-MD-REM-02	Fixture	FIXTURE ESD TBC BY MANUFACTURER						
7986		B1	3	0	3		1-Cell Downlight - Mini	iGuzzini	TX-LBXS01-TL-RF	Housing	7/8/2024 (HOUSINGS)						
7986		B1	1	0	1		1-Cell Downlight - Mini	iGuzzini	4450-0700-030-UNV-SD10	Driver	7/8/2024						
7986		B2 / B2-A	4	0	4	Upper Level: Balcony [214]	3-Cell Downlight - Mini	iGuzzini	ILBXS-03-TL-RF-927-FL-REM-02 (MOD- ACCOYA CLG CUSTOM)	Fixture	FIXTURE ESD TBC BY MANUFACTURER						
7986		B2 / B2-A	4	0	4		3/4" Frame Kit	iGuzzini	3/4" Frame Kit	Housing	7/8/2024 (HOUSINGS)						
7986		B2 / B2-A	2	0	2		3-Cell Downlight - Mini	iGuzzini	4450-0700-030-UNV-SD10	Driver	7/8/2024						
7986		B2 / B2-NB	2	0	2	Upper Level: Vestibule [220]	3-Cell Downlight - Mini	iGuzzini	ILBXS-03-TL-IC-927-MD-REM-02	Fixture	FIXTURE ESD TBC BY MANUFACTURER						
7986		B2 / B2-NB	2	0	2		3-Cell Downlight - Mini	iGuzzini	BI-LBXS03-TL-IC	Housing	7/8/2024 (HOUSINGS)						
7986		B2 / B2-NB	1	0	1		3-Cell Downlight - Mini	iGuzzini	4450-0700-030-UNV-SD10	Driver	7/8/2024						
7986		B3 / B[5-CELL]	34	0	34	Lower Level: Gym [102] Upper Level: Kitchen [218]	5-Cell Downlight - Mini	iGuzzini	ILBXS-05-TL-RF-927-FL-REM-31	Fixture	FIXTURE ESD TBC BY MANUFACTURER						
7986		B3 / B[5-CELL]	34	0	34		5-Cell Downlight - Mini	iGuzzini	BI-LBXS05-TL-RF	Housing	7/8/2024 (HOUSINGS)						
7986		B3 / B[5-CELL]	22	0	22		5-Cell Downlight - Mini	iGuzzini	4450-0700-100-UNV-SD10	Driver	7/8/2024						

Linear LED Specification Chart

LOCATION	LED SERIES	IP RATING	LEDSERIES_IP RATING	COLOR TEMP	WATTS PER FOOT	QUANTITY of RUNS	LENGTH (INCHES)	LENGTH (INCHES)	LENGTH (FEET)	TOTAL LENGTH (FEET)	HOUSING CHANNEL SERIES	HOUSING CHANNEL CUT UNIT (FEET)	CHANNEL QUANTITY	LENS OPTIONS	WATTS PER RUN	TOTAL WATTS	DRIVER TYPE	DRIVER SIZE	DRIVER QUANTITY	RUNS TO DRIVER RATIO	Circuit ID	NOTES
Lower Floor																						
Game Room [100]																						
Shelves	LO36	20	LO36_20	2700	5.49	10	48	50.40	4.20	42.00	HCB	6.56	7	Diffused	23.06	230.58	0-10V	96	4	ok	S100.5	
	LO36	20	LO36_20	2700	5.49	1	102	107.10	8.93	8.93	HCB	6.56	2	Diffused	49.00	49.00	0-10V	96	1	ok	S100.5	
Gym [102]	REMOVED																					
Closet [109]																						
Closet	LO69	20	LO69_20	2700	5.49	1	52	54.60	4.55	4.55	HCD	6.56	1	Diffused	24.98	24.98	0-10V	96	1	ok	S109.1	
His WIC [109.5]																						
Closet	REMOVED																					
Closet [111.5]																						
Closet	LO69	20	LO69_20	2700	5.49	2	70	73.50	6.13	12.25	HCD	6.56	2	Diffused	33.63	67.25	0-10V	96	1	ok	SJ111.5.1 + SJ111.5.4	
	REMOVED																					
Upper Floor																						
Garage [200]																						
Garage	LW3	20	LW3_20	3000	7.62	12	84.33333333	84.33	7.03	84.33	HCA-S-137	6.56	13	Diffused	53.55	642.62	0-10V	96	9	ok	S200.1	4 runs @ 253
Mud Room [207]																						
Shelves	LO69	20	LO69_20	2700	5.49	1	30	31.50	2.63	2.63	HCD	6.56	1	Diffused	14.41	14.41	0-10V	96	1	ok	S210.1	
Closet [210]																						
Closet	LO69	20	LO69_20	2700	5.49	1	71	74.55	6.21	6.21	HCD	6.56	1	Diffused	34.11	34.11	0-10V	96	1	ok	S210.1	
Powder Room [209]																						
Mirror Float	LO18	20	LO18_20	2700	1.52	2	62	65.10	5.43	10.85	HCB	6.56	2	Diffused	8.25	16.49	0-10V	96	1	ok	S209.3	
	LO18	20	LO18_20	2700	1.52	2	48	50.40	4.20	8.40	HCB	6.56	2	Diffused	6.38	12.77	0-10V					
Family Room [212]																						
Shelving	LM80	20	LM80_20	2700	5.49	14	32	33.60	2.80	39.20	HCM	6.56	6	Diffused	15.37	215.21	0-10V	96	3	ok	S212.6	
Uplight at TV Niche	LM80	20	LM80_20	2700	5.49	1	96	100.80	8.40	8.40	HCM	6.56	2	Diffused	46.12	46.12	0-10V	96	1	ok	S212.13	

CONSTRUCTION MANAGEMENT SAMPLE DOCUMENTS: BILL OF MATERIALS AND LINEAR LED CHART

Bill of Material (top):

- Breakdown of fixture by type, inclusive of proposal information, quantity, ordering codes and information, modifications
- Purchase orders, ESDs, and tracking are integrated once material ordering commences

Linear LED Chart (bottom):

- Comprehensive schedule of linear locations throughout project, track specification, IP rating, length, and quantity
- Power supply breakdown
- Lengths taken from shop drawings or field dimensions prior to ordering

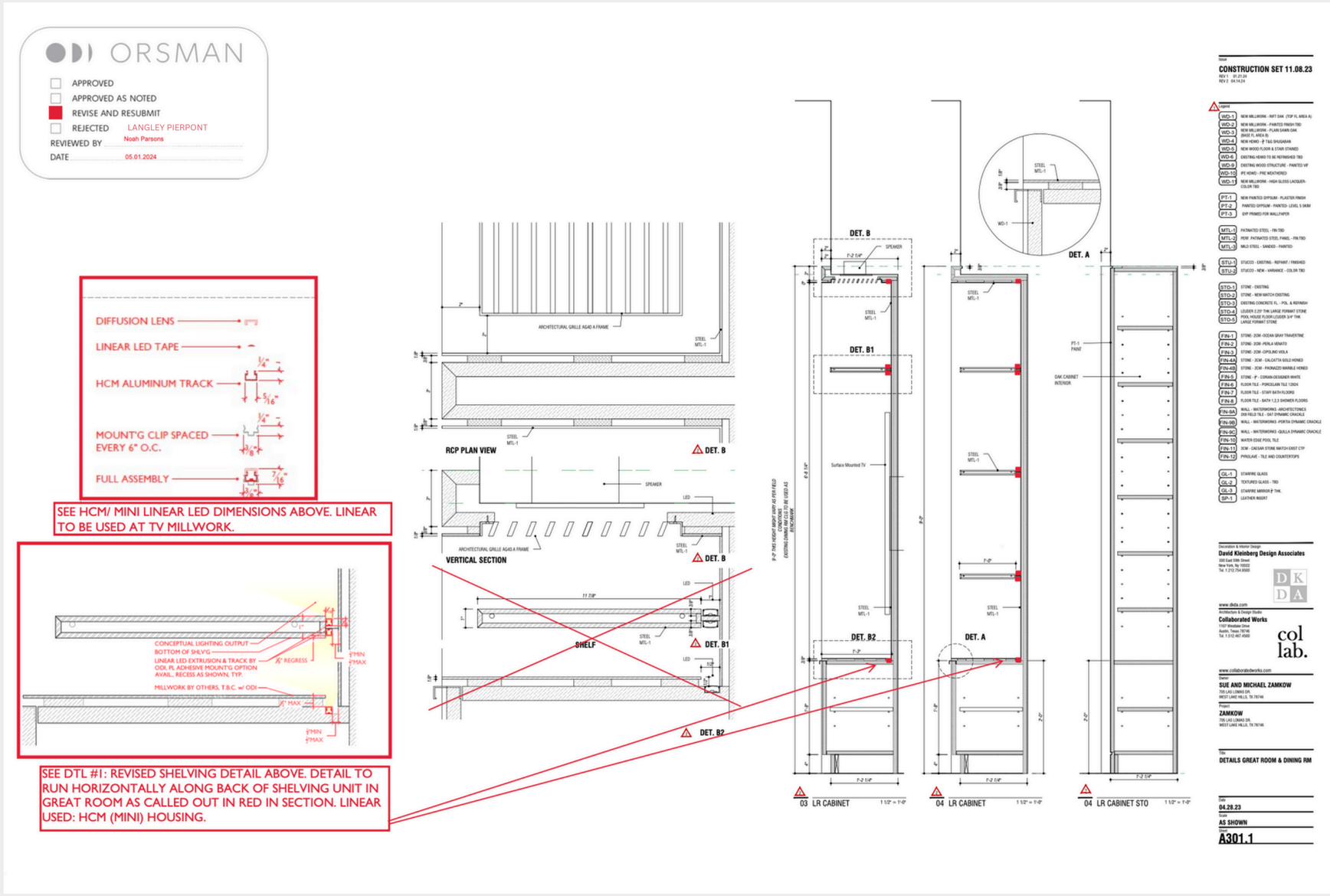

SAMPLE SHOP DRAWING REVIEW

Shop Drawing Comments include:

- Review of all elevations and shop drawings to verify each lighting detail was caught and applied to millwork/stone work drawings
- Shop stamps indicating approval/revisions
- Commentary detailing exactly how linear details should be integrating into shops, dimensions of linear included to ensure each routing will suffice
- Issuance of shop comments to team for revisions



Primary Bathroom linear cove



Spiral Staircase laylight



Primary Walk-In-Closet integral linear lighting



Outdoor Shower toe kick and garden landscape lighting

SITE VISITS

Visits consist of:

- Mark-out review of recessed fixtures before ceilings are closed
- Site walkthroughs throughout construction process to review conflicts and suggest solutions
- On site meetings as requested by external teams
- Final ‘night set’ to set dimming levels, program keypads, aim fixtures, and prepare home for client presentation

THANK YOU.

EMAIL

elangleyp@gmail.com

CONTACT NUMBER

(781) 690-4934