

Manuel Ragheb

Portfolio of Selected Works
Architecture | Interior Architecture |
Architectural Visualization | Architectural Photography

Manuel Ragheb

Junior Architect - M.A. Architecture

-Authorized to work in the USA-

-No VISA Sponsership Required-

About

Detail-oriented Junior Architect with a **M.A. degree in Architecture and 5 years of experience in architectural design, construction documentation, and visualization in Germany.** Skilled in AutoCAD, Vectorworks, Sketchup, Vray for Sketchup, Revit, and Adobe Creative Suite, with a strong foundation in educational, residential, and mixed-use projects.

Contact

Address
720 S. Wells Street
Chicago, IL 60607

Phone No.
213 317 9438

Email
manuel.rgheb@yahoo.com

Architecture Portfolio

Please click the icon below to view my architecture portfolio featuring selected works.

Professional Practice - Architectural Design and Planing

Architectural Designer & Interior Architect
ppp Architekten – Germany / USA (Remote) (August 2022 - May 2025)
Focus: Educational Architecture | Work Phases :Design Development to Construction Documentation

-Supporting design development through architectural drawings.

-Participating in the building permit application process, preparing all necessary drawings and documents for the necessary approvals.

-Developing working drawings and construction details in close collaboration with architects, structural engineers, and MEP (HVAC) consultants.

-Taking responsibility for the roof planning, coordinating with specialists to address green roof systems, mechanical enclosures, skylights, energy efficiency strategies, and safety infrastructure.

-Developing reflected ceiling plans (RCPs) across all levels, ensuring coordination of lighting, ventilation, and HVAC systems.

-Developing complete drywall partition plans, sections and details, meeting fire safety and acoustic standards, and creating details for ceiling systems as well.

-Participating in architectural competitions as an illustration artist and visual storyteller.

Junior Architect & Interior Architect
Bielke & Struve Architects, Eutin, Germany (Feburary 2020 - July 2022)
Focus: Residential, Mixed-Use, Educational

-Producing architectural drawings at multiple scales for pre-design, design, approval, and construction documentation phases.

-Supporting permit applications with accurate documentation and calculations.

-Designing solutions for "change of use" projects, coordinating with consultants to meet regulations, and ensuring delivery of clients' visions

-Creating working drawings and technical details using Allplan, AutoCAD, SketchUp, and Adobe Suite.

-Architectural Visualization using Sketchup + Vray for Sketchup.

Intern
Topotek 1, Berlin, Germany (June - December 2018)
Focus: Landscape Architecture, Architecture Competitions, and Architectural Visualization

Projects:
-King Salman Park Competition, Riyadh KSA
-Servan Terre d'Avenir, Paris, France
-Landscape design for a school project in Altona, Hamburg.

Tasks:
-Collaborating with the design team on developing a large-scale masterplan for King Salman Park by analyzing the full space program and executing key urban design tasks, including zoning strategies, circulation planning, and site layout studies.

-Developing visual presentation materials with Illustrator and Photoshop.

-Supporting competition entries through design development and rendering.

Junior Architect
Atelier Eichner Architects, Cairo, Egypt (June - September 2017)

-Contributing to masterplan design for a residential complex in St. Petersburg.

Developing the essential set of architectural drawings for "Villa Peter" (Design Development - Construction Documentation), preparing 3D models, renders, collages, and presentations to ensure client's satisfaction

---

Intern
Archplan Architects, Cairo, Egypt (July - August 2015)

-Createing architectural drawings for residential and mixed-use buildings.

-Producing 3D models using SketchUp Pro.

Education

Master of Arts (MA) in Architecture at Hochschule Anhalt, Dessau, Germany
(October 2017 - July 2019)

B.Sc. in Architecture and Urban Design at the German University in Cairo
(September 2012 - June2017)

General Certificate of Secondary Education at Salam Language School, Assiut, Egypt
(1998 - 2012)

Skills

Software:

Autodesk AutoCAD
Sketchup Pro + Vray for Sketchup
Rhino & grasshopper
Autodesk Revit
Adobe Photoshop
Adobe Illustrator
Adobe Indesign
Vectorworks
Nemetschek Allplan
Microsoft Office

Languages:

English (fluent)
German (Upper Intermediate)
Arabic (fluent)

01

School Center in Heide, Germany

(Design Development to Construction Documentation)

Software: Vectorworks, Autocad, Sketchup, Photoshop

The new school center in Heide is a €100 million project designed to accommodate up to 1,000 students across two interconnected school buildings: an elementary school and a high school. The design process involved a thorough analysis of the space program, the development of a detailed room book, and the creation of floor plans for both schools, as well as the central building, which houses the theater, orchestra, break hall, and activity rooms.

Since 2023, the preparation of construction drawings has been underway. Key tasks have included, but were not limited to, planning the roof in coordination with specialists, designing the drywall and ceiling layouts, and finalizing all corresponding construction details.

Rendered Image of the School Main Foyer - Credits: ppp Architekten

Site Photos - Credits: ppp Architekten

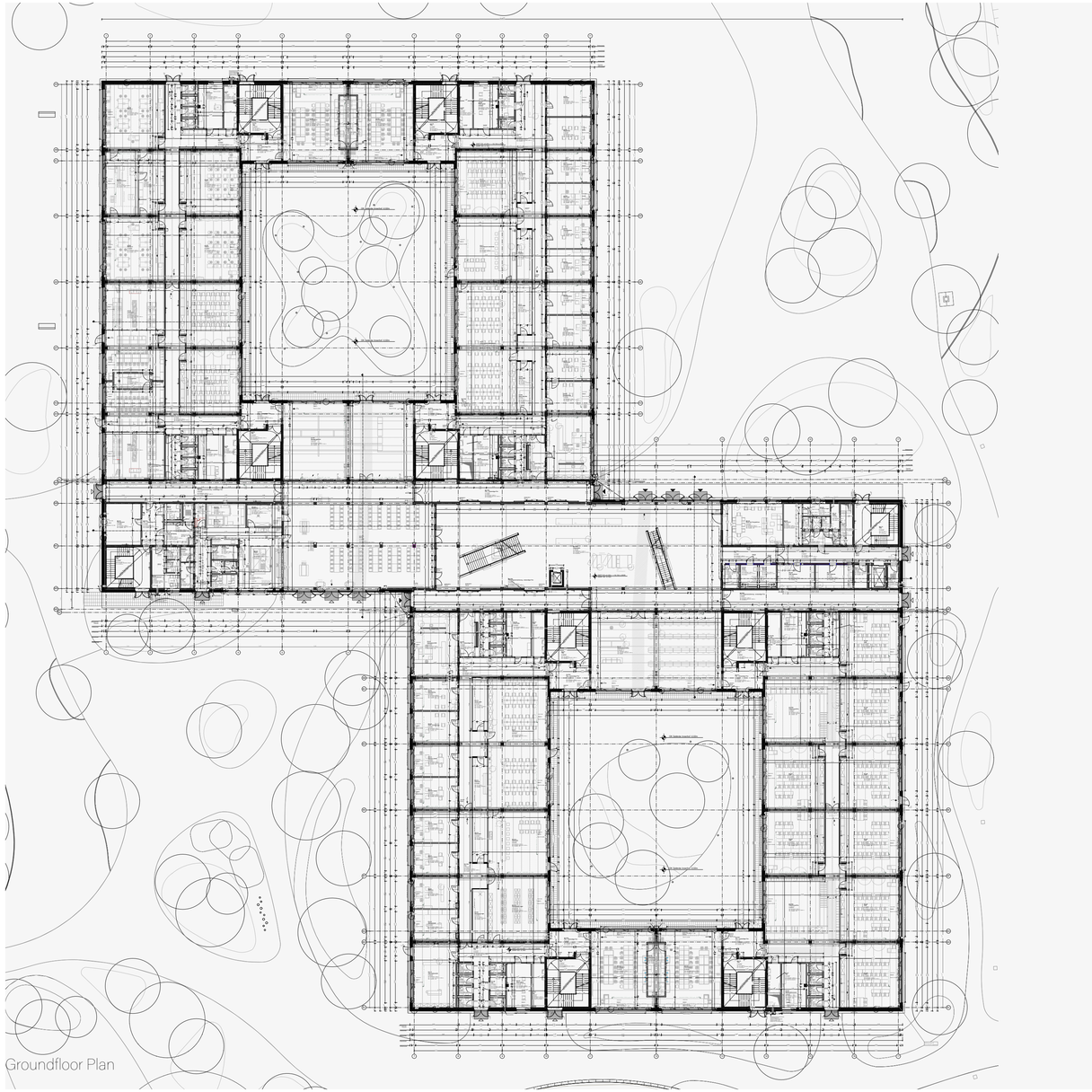

Groundfloor Plan

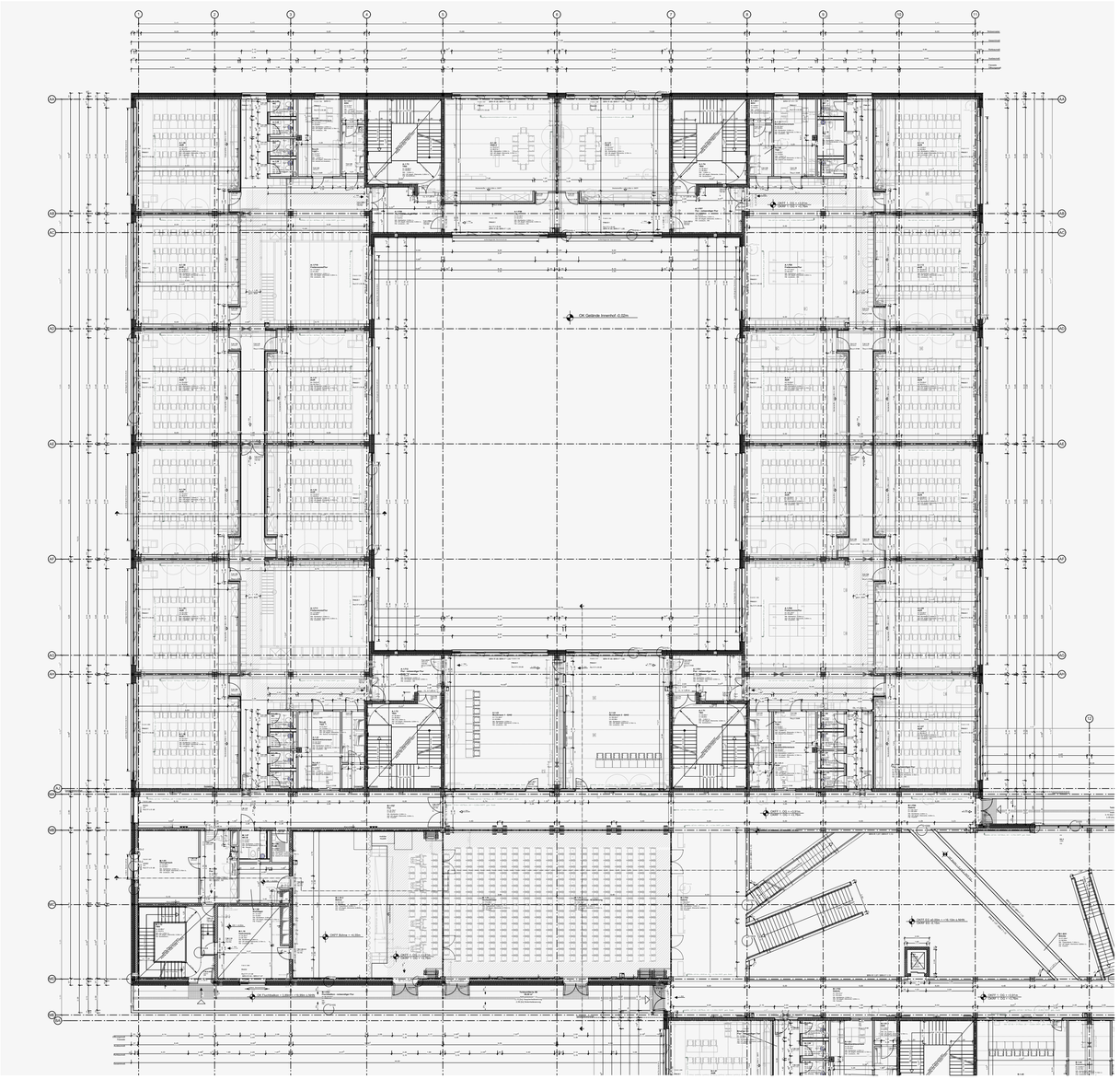

First Floor Plan Fragment - Construction Documentation Phase

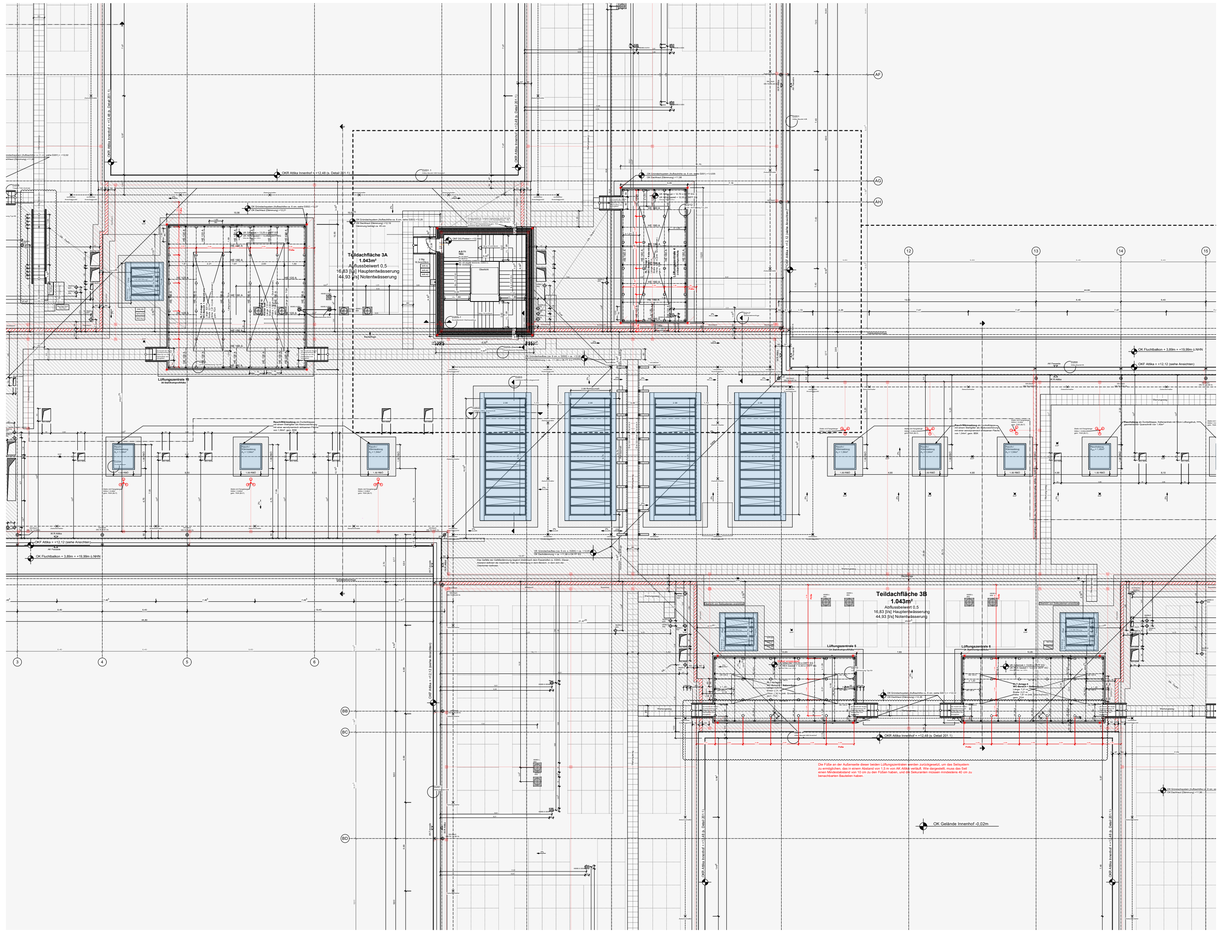

Roof Plan Fragment- Construction Documentation Phase

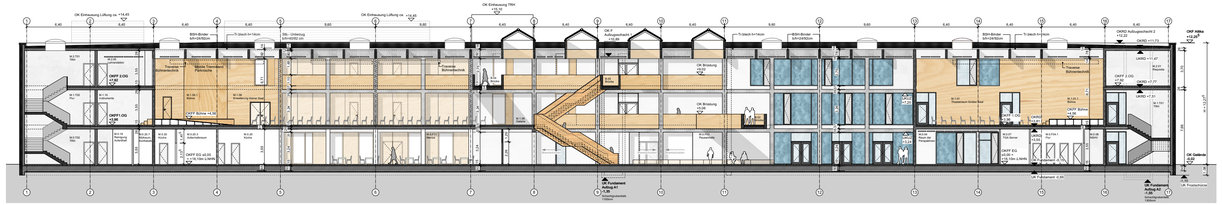

Section throgh House M - Design Development Phase

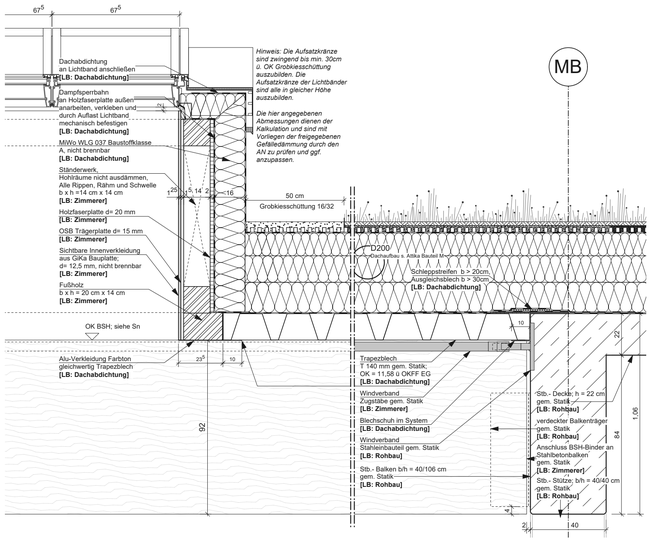

This detail illustrates the integration of a skylight within a green roof system atop a corrugated metal deck. The assembly was developed in coordination with building performance consultants to optimize energy efficiency, including specification of high-performance insulation depths, and waterproofing strategies

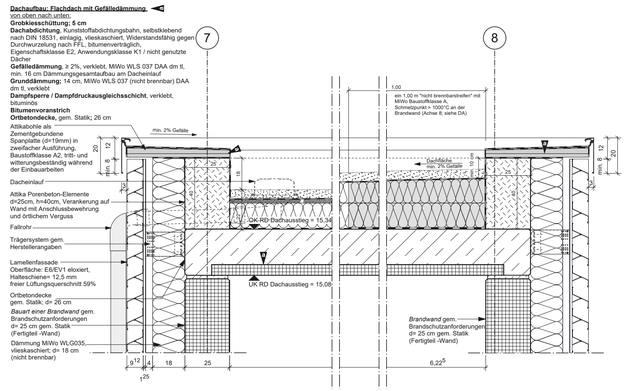

This detail shows a ceiling section through a rooftop access hatch, which rises one floor above the adjacent roof level to provide required maintenance access. The assembly exemplifies multidisciplinary coordination between structural and envelope consultants: the structural engineer defined the load-bearing framing requirements to support the access volume, while building envelope and energy consultants guided the integration of thermal insulation, vapor control, and waterproofing to ensure long-term performance.

Among the main tasks was developing a room book that included drawings of floor plans, interior elevations, and ceiling plans, showing all necessary HVAC installations for classrooms, free learning zones, and offices. This work was carried out in coordination with HVAC specialists.

Additionally, several example rooms were 3D modeled to create 3D floor plans and sections, which played a fundamental role in the communication process with the client.

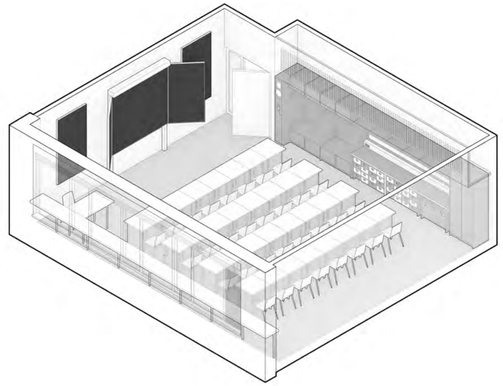

Isometric view of a classroom - Credits: the author

Rendered Image of a Free Learning Zone - Credits: ppp Architekten

02

Senior Day Care Center in Ahrensbök, Germany

(Design Development & Construction Documentation)

Software: Allplan, Sketchup, Photoshop

The project is a daycare center in Ahrensbök. The tasks involved developing the site plan and the initial design drawings of the building. Subsequently, the building application drawings were created, followed by the development of the working drawings (Ausführungspläne), which included plans of all the levels, sections, elevations, wall sections in 1:20, ceiling plans, construction details, foundation plan, and stair details. Additionally, the role encompassed integrating structural engineering documents and modifications into the drawings, as well as making design decisions in certain situations.

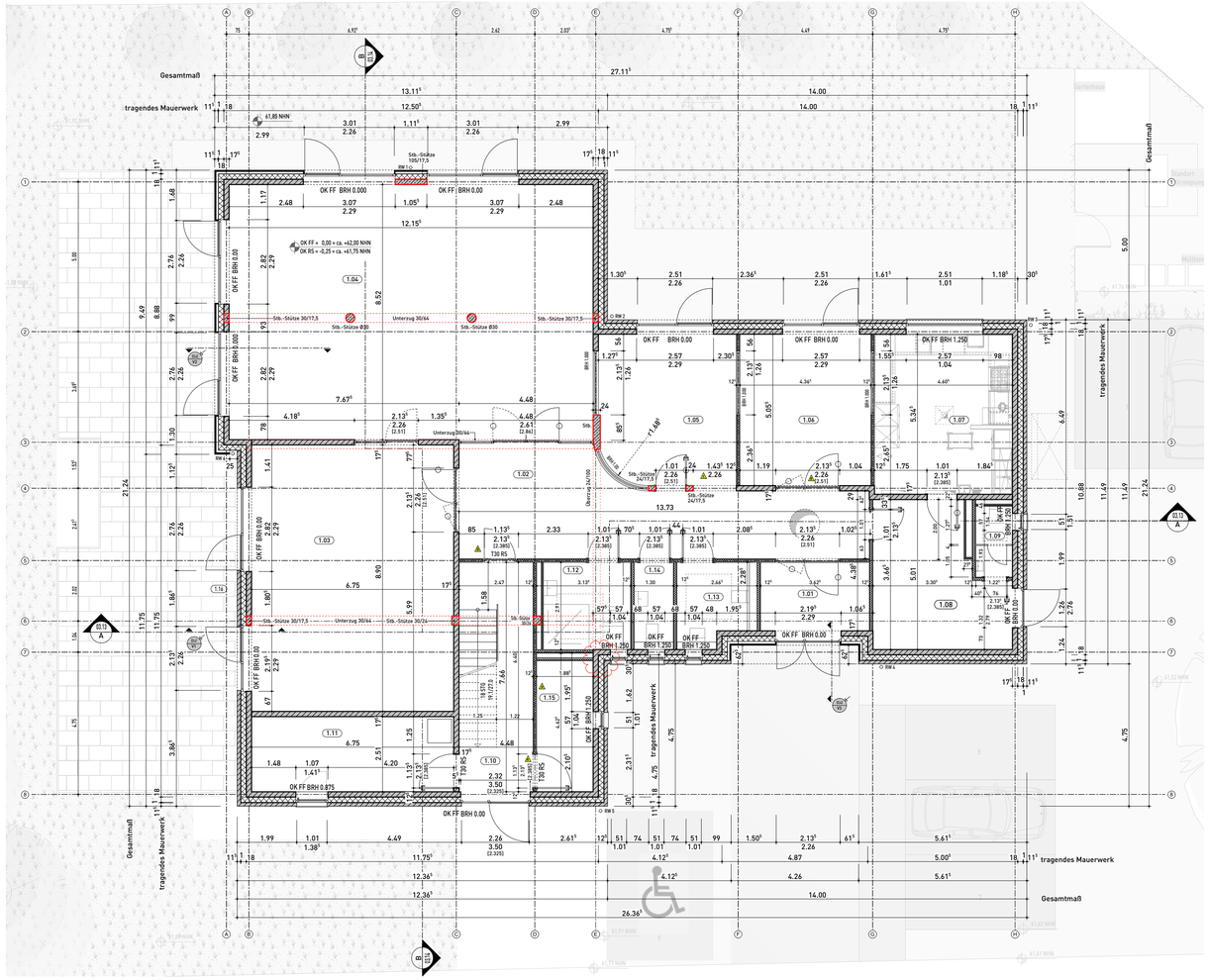

1.01	Windfang	
Raumhöhe 2.60 m	Bodenfläche 8.30 m²	Umfang 11.83 m
3.01 m	W01	D01
	F02	L02

1.02	Flur	
Raumhöhe 2.75 m	Bodenfläche 38.84 m²	Umfang 34.32 m
3.01 m	W01	D01
	F01	L01

1.03	Aufenth. 1	
Raumhöhe 2.75 m	Bodenfläche 60.08 m²	Umfang 31.30 m
3.01 m	W01	D01
	F01	L01

1.04	Aufenth. 2	
Raumhöhe 2.75 m	Bodenfläche 103.57 m²	Umfang 41.35 m
3.01 m	W01	D01
	F01	L01

1.09	WC-Pers.	
Raumhöhe 2.60 m	Bodenfläche 2.89 m²	Umfang 7.17 m
3.01 m	W03	D01
	F02	L02

1.10	Tr.-Raum	
Raumhöhe 3.00 m	Bodenfläche 18.92 m²	Umfang 20.26 m
3.01 m	W05	D03
	F02	L02

1.11	Technik/HAR	
Raumhöhe 3.00 m	Bodenfläche 16.94 m²	Umfang 18.52 m
3.01 m	W02	D02
	F02	L02

1.12	WC- Du - barr.fr	
Raumhöhe 2.60 m	Bodenfläche 8.47 m²	Umfang 11.64 m
3.01 m	W03	D01
	F02	L02

1.05	PDL	
Raumhöhe 2.60 m	Bodenfläche 22.61 m²	Umfang 18.66 m
3.01 m	W01	D01
	F01	L01

1.06	ZBV	
Raumhöhe 2.60 m	Bodenfläche 22.08 m²	Umfang 18.85 m
3.01 m	W01	D01
	F01	L01

1.07	Küche	
Raumhöhe 2.60 m	Bodenfläche 24.62 m²	Umfang 19.90 m
3.01 m	W04	D01
	F03	L03

1.08	Lager Kü	
Raumhöhe 2.60 m	Bodenfläche 19.11 m²	Umfang 19.33 m
3.01 m	W02	D01
	F02	L02

1.13	WC-barr.frei	
Raumhöhe 2.60 m	Bodenfläche 6.93 m²	Umfang 11.16 m
3.01 m	W03	D01
	F02	L02

1.14	WC	
Raumhöhe 2.60 m	Bodenfläche 3.79 m²	Umfang 8.42 m
3.01 m	W03	D01
	F02	L02

1.15	Abst.	
Raumhöhe 3.00 m	Bodenfläche 8.25 m²	Umfang 12.52 m
3.01 m	W02	D02
	F02	L02

1.16	Terrasse	
Raumhöhe 3.06 m	Bodenfläche 27.87 m²	Umfang 14.05 m
3.01 m	-	-

Ground Floor Plan - Construction Documentation Phase

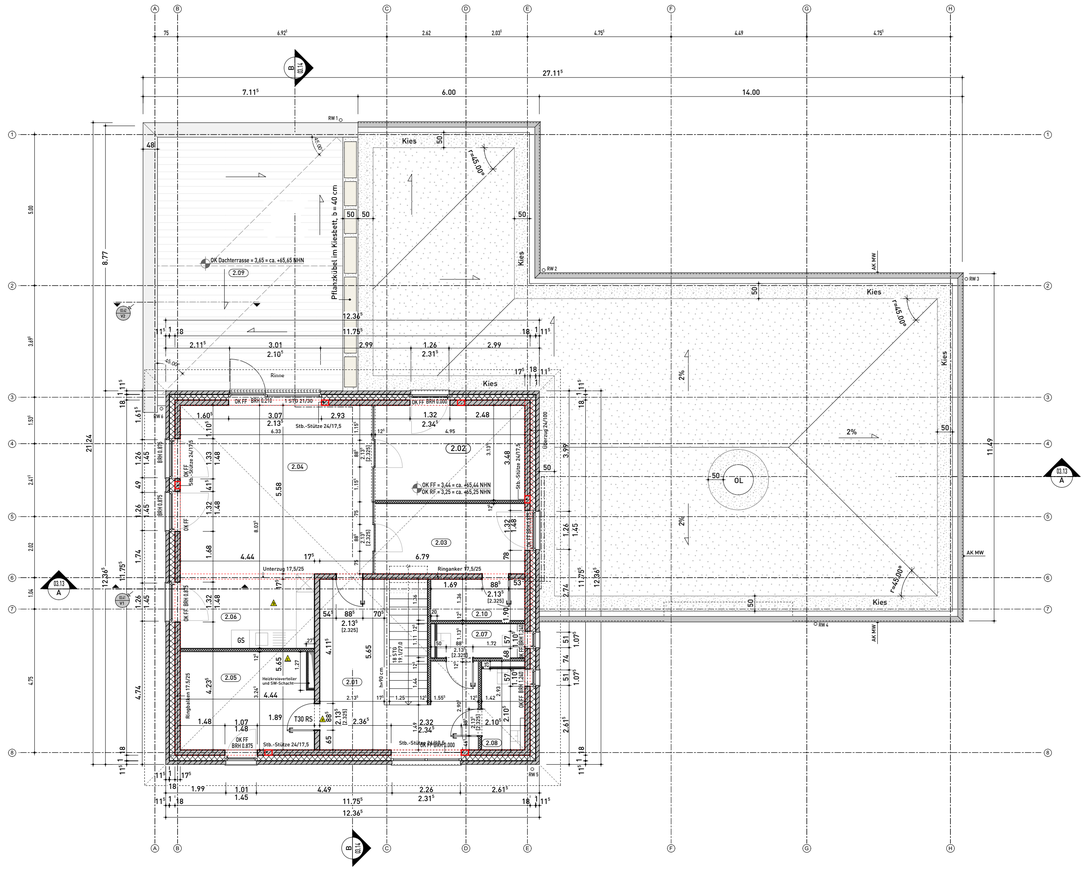

2.01	Flur	
Raumhöhe 2.60 m	Bodenfläche 18.93 m²	Umfang 24.67 m
	W01	D04
	F01	L01

2.02	PDL	
Raumhöhe 2.85 m	Bodenfläche 15.51 m²	Umfang 16.17 m
	W01	D04
	F01	L01

2.03	Büro 1	
Raumhöhe 2.68 m	Bodenfläche 11.48 m²	Umfang 14.54 m
	W01	D04
	F01	L01

2.04	Büro 2	
Raumhöhe 2.68 m	Bodenfläche 35.31 m²	Umfang 23.89 m
	W01	D04
	F01	L01

2.05	Umkleide	
Raumhöhe 2.68 m	Bodenfläche 14.06 m²	Umfang 15.37 m
	W01	D04
	F01	L01

2.06	Pantry	
Raumhöhe 2.68 m	Bodenfläche 10.91 m²	Umfang 13.80 m
	W01	D04
	F01	L01

2.07	WC-Da	
Raumhöhe 2.60 m	Bodenfläche 3.22 m²	Umfang 8.03 m
	W03	D04
	F02	L02

2.08	WC-He	
Raumhöhe 2.60 m	Bodenfläche 3.81 m²	Umfang 8.21 m
	W03	D04
	F02	L02

2.09	Dachterrasse	
Raumhöhe 2.66 m	Bodenfläche 49.77 m²	Umfang 28.13 m

Top Floor Plan - Construction Documentation Phase

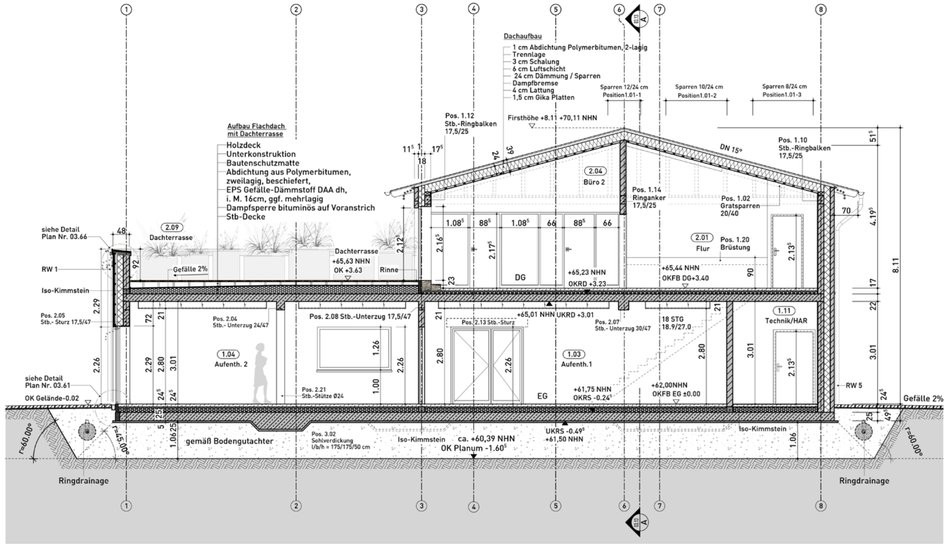

Section B-B - Construction Documentation Phase

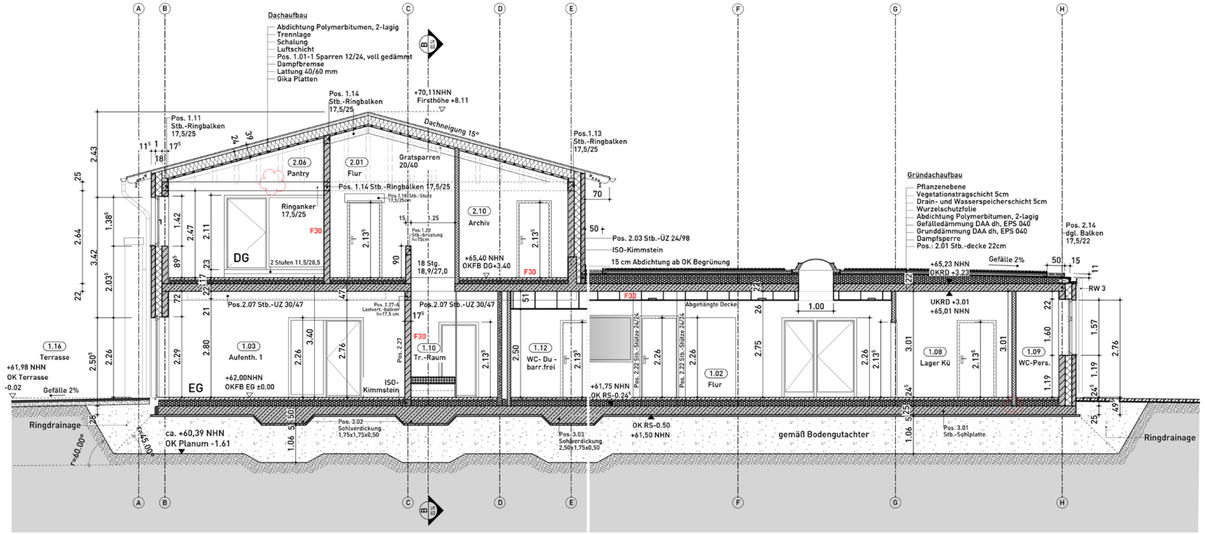

Schnitt A-A - Construction Documentation Phase

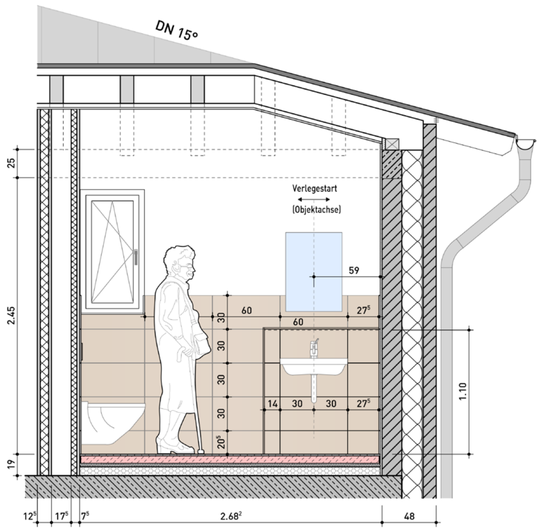

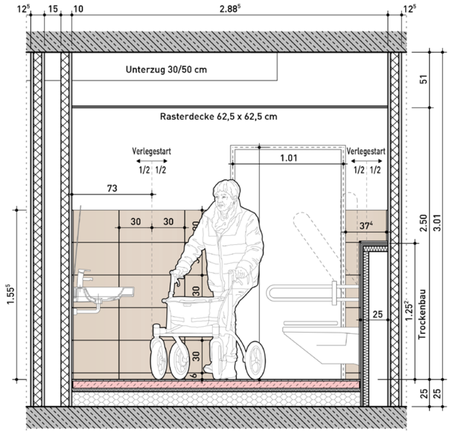

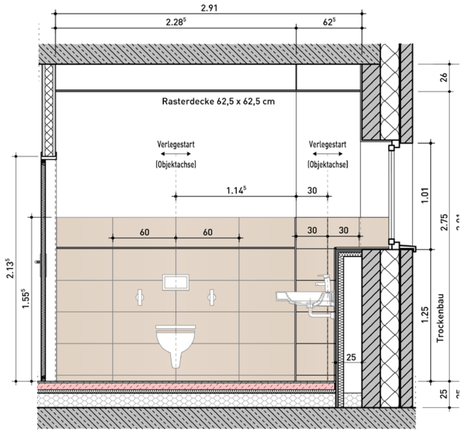

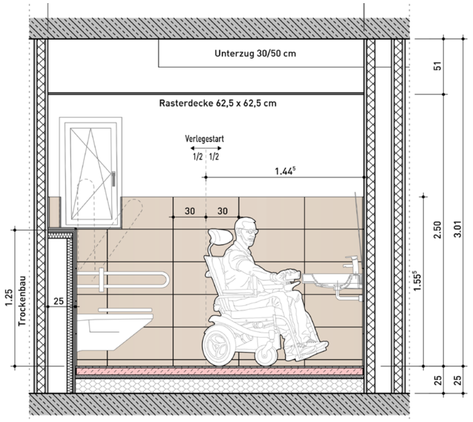

Sections through Accessible WC Rooms showing Tiled Wall Surface Design

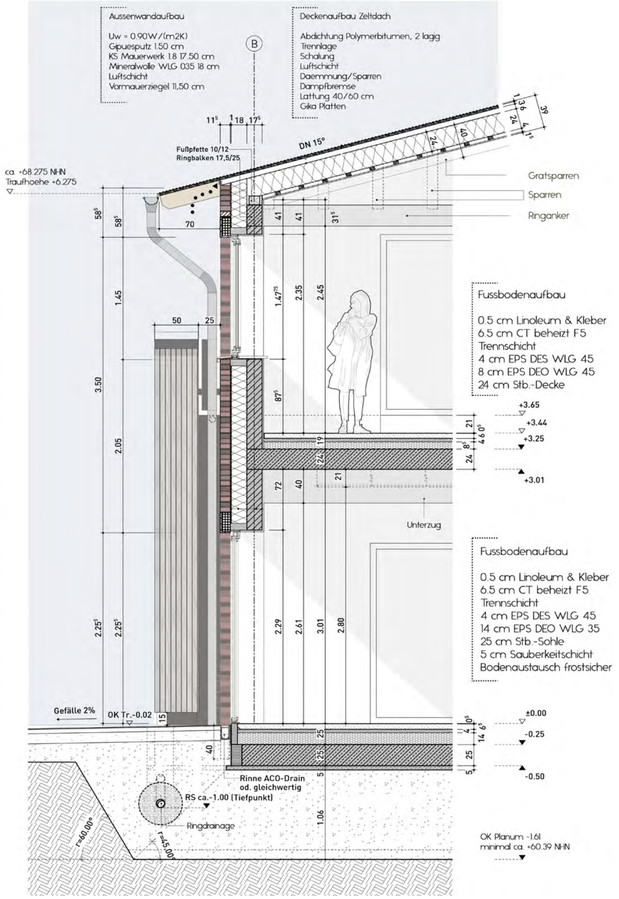

Wall Section V1 - Construction Documentation Phase

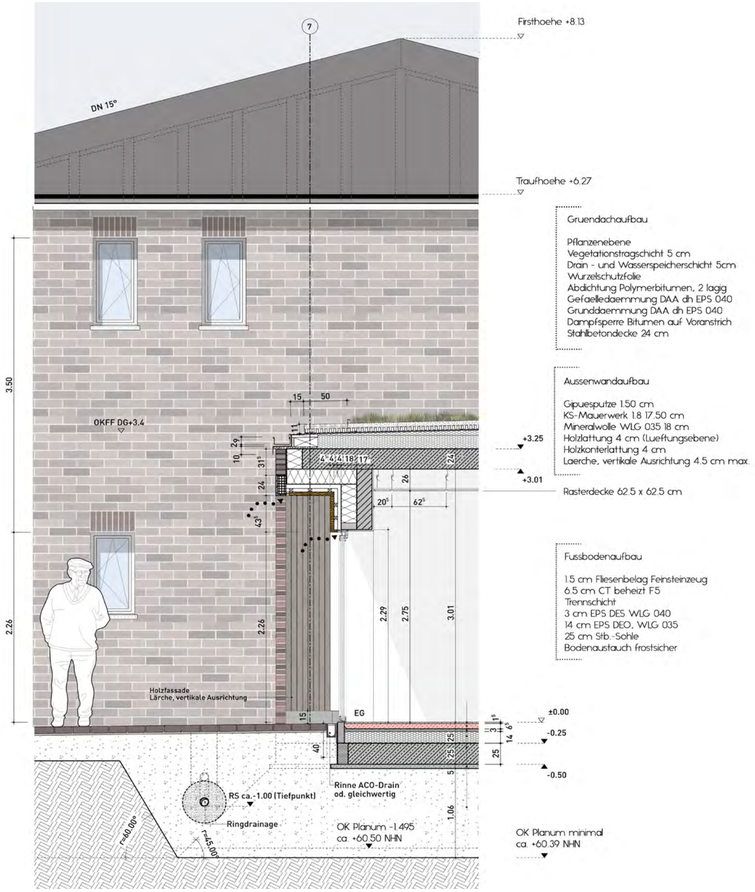

Wall Section V2 - Construction Documentation Phase

Conversion of Public Utility Office Floor in Eutin, Germany (Design Development - Construction Documents & Renderings)

Software: Allplan, 3DS Max, Vray, Photoshop

The task began with an on-site measurement of an existing office space consisting of several separate office rooms, in preparation for a change-of-use planning process. The redesign aimed to transform the space into a more open working environment, featuring workstations and meeting points arranged around several transparent glass boxes. Each of these individual units was designed to accommodate two to three workers. The design process was followed by the production of a set of detailed construction drawings (Ausführungspläne) specifying the glass elements that would define the workspaces requiring higher levels of privacy and noise control.

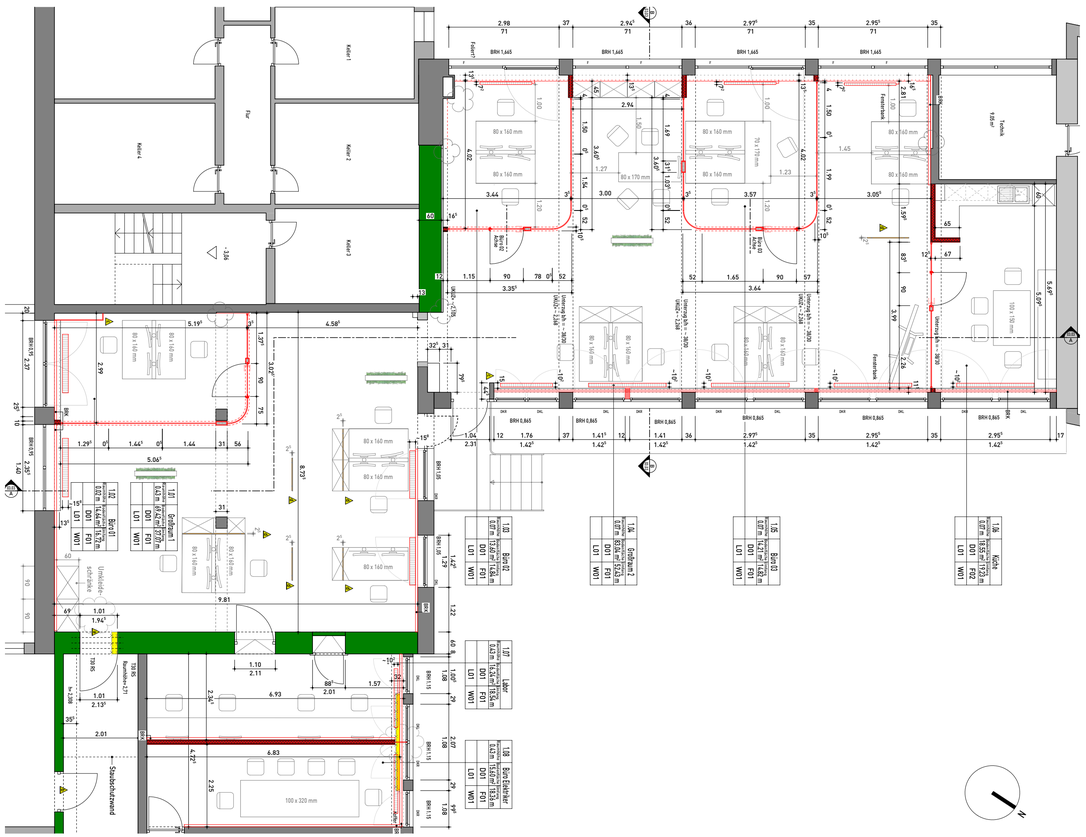

Floorplan - Construction Documentation Phase

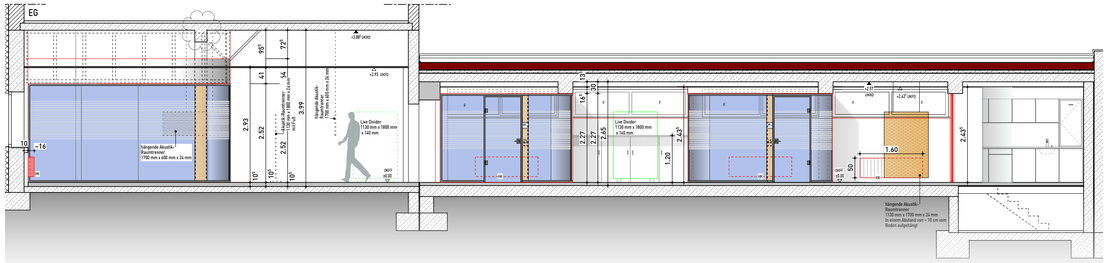

Section - Construction Documentation Phase

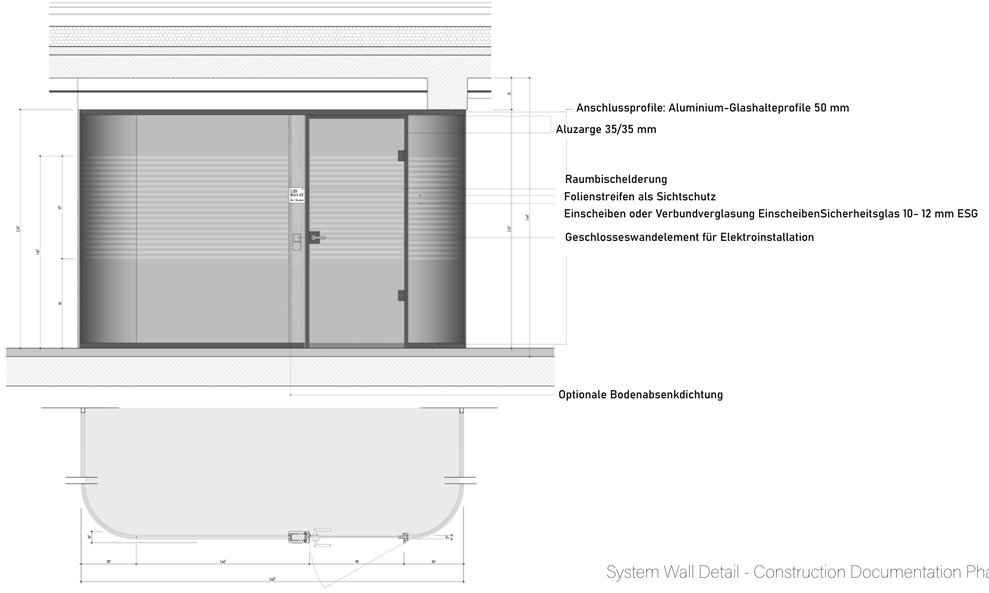

System Wall Detail - Construction Documentation Phase

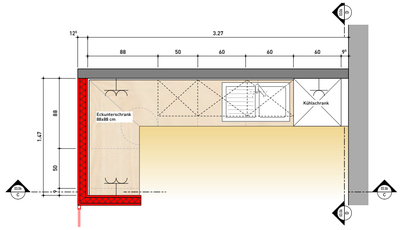

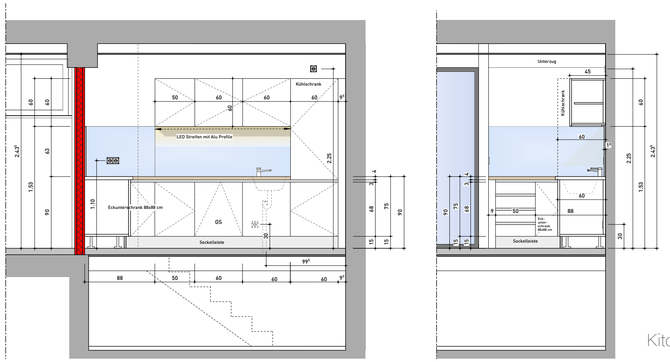

Kitchen Design - Construction Documentation Phase

04

Construction of a Residential Building with 12 Units in Scharbeutz, Germany

(Design Development - Permit Documentation)

Software: Allplan, Sketchup, Photoshop

The task included developping the design of an appartment building with twelve appartments. After developping the design floor plans, a detailed Allplan 3D model was developped simultaneously with the building application drawings and documents. The Bauantrag drawings included a couple of sections, the elevations and a site plan.

The documents provided for the building application, that the author has contributed to producing in this project, and in other Building application tasks in other projects included the following calculations: Wohnflächenberechnung/ Nutzflächenberechnung, Brutto-Rauminhalt, GRZ, GFZ, Baubeschreibung, Vollgeschossnachweis and Stellplatznachweis.

Ground Floor Plan

East Elevation

3D Modelling, Image Rendering, and Image Editing (Design Development Phase)

Software: 3DS Max, Sketchup, Vray, Photoshop

The samples displayed have been chosen to present an effort that has been passionately done along about fourteen months in the field of 3D modeling, rendering, and interior Photography. The pictures are a part of a long self-learning journey to aquire more skills in architecture visualisation. The process usually starts with a Sketchup/ 3DsMax model of the space, followed by a number of experiments on the different variations the interior space can be design in. The following steps are selecting the proper materials for the different objects, setting the right cameras, and experimenting with light.

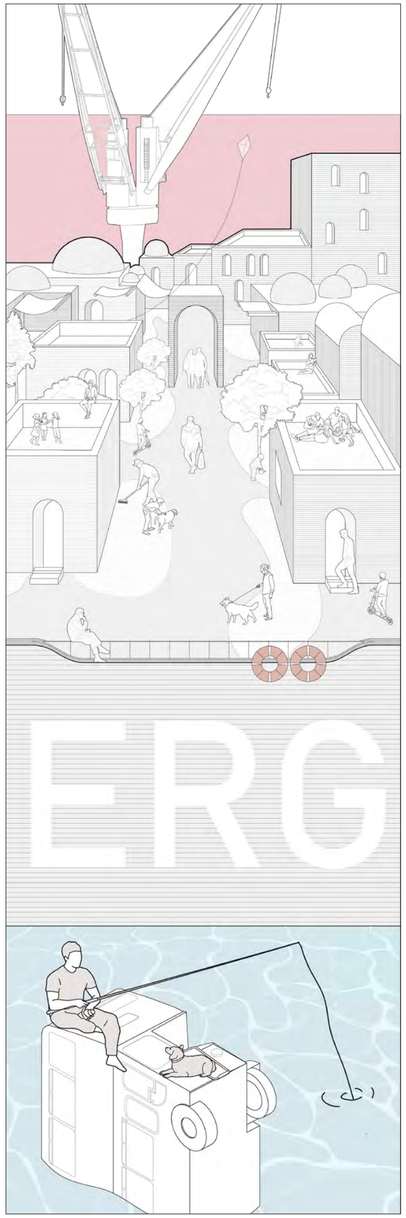

Evergreen ever after: One More Solution to The 2021-Suez Canal Block-age (Competition Entery)

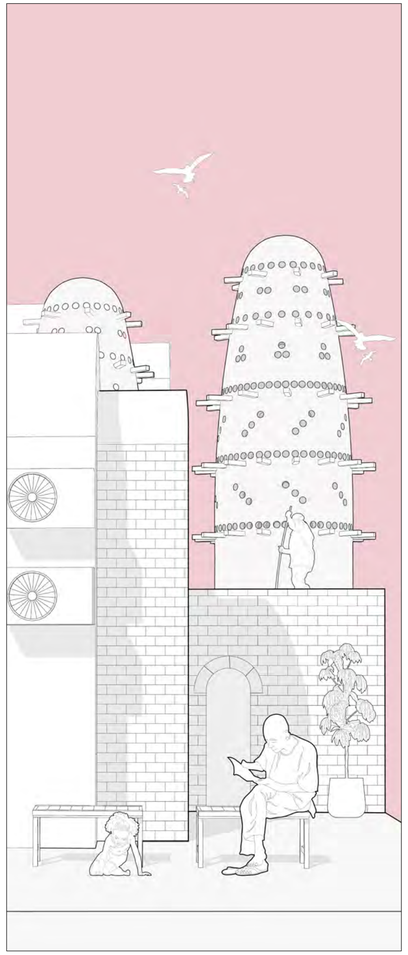

In March 2021, an Evergreen container ship blocked the Suez Canal waterway for six days. In a scenario where the ship had never managed to leave the canal, people in need of homes might have brought their lives aboard. While the Egyptian government has been evicting people from their homes in Warraq and Sinai as development plans move forward, many are being forced into poorly planned habitats that pay little attention to their needs or economic activities.

People are entitled not only to shelter, but to one that ensures a high standard of living and supports their livelihoods. Urban development should prioritize local inhabitants rather than investments that ignore the human factor. Only then can people be part of a better urban future. The mural portrays people building their own homes on board the container ship.

Architectural Illustration and Story-Telling (Design Development Phase, and Competitions)

Software: Sketchup, AutoCAD, Vray, Photoshop, Adobe Illustrator

07





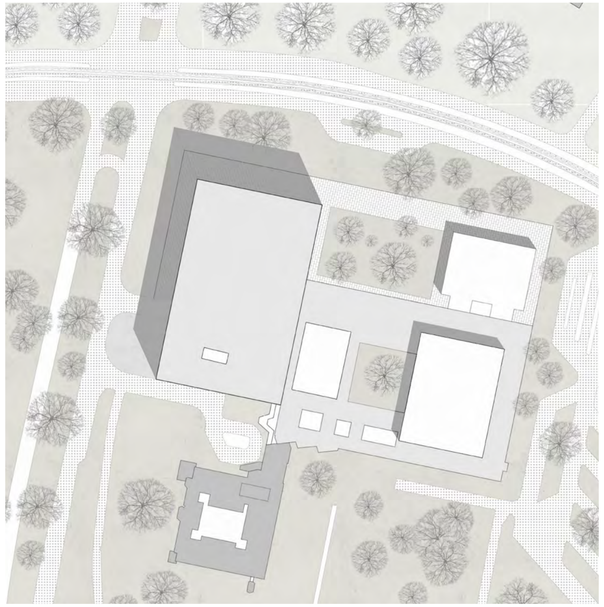

Nürnberg Concert Hall, Germany (Student Work)

The new Nürnberg concert hall is designed as an extension to the "Meistersingerhalle". The new proposal connects the two main foyers of the two halls. The idea of the design proposal is to have a big semi transparent box which consists of smaller boxes within. A common platform is designed to be an access point for both of the two main foyers. The new foyer is 17 metres high with a floating balcony with furniture to access the main hall from different levels. The mass of the new concert hall is partially transparent, and partially solid with holes through the metal clading to cast light rays that work as ornaments on the main hall outer walls. The back side of the stage contains spaces for musicians and administrators distributed on three levels.

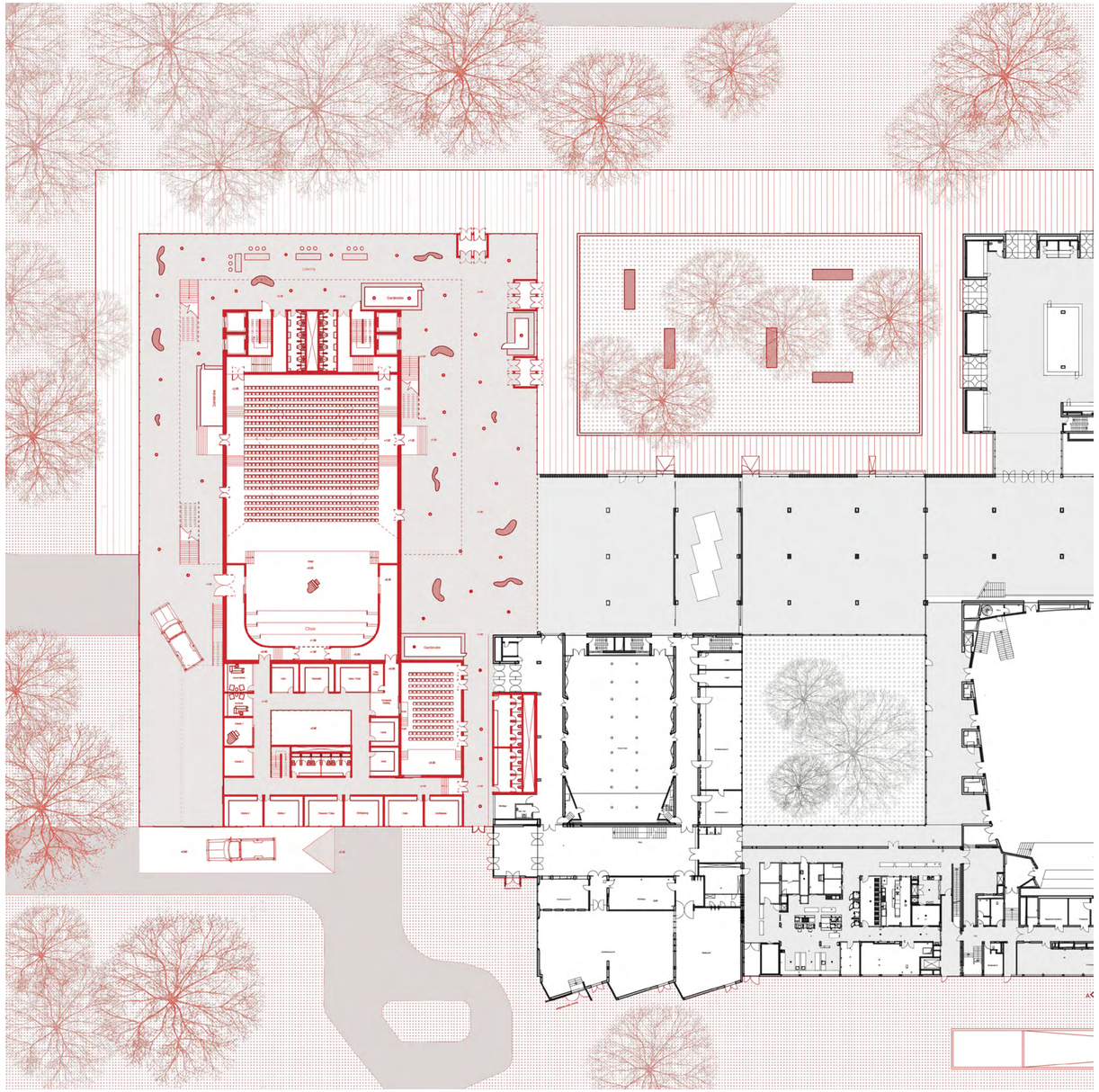
Gardarobe
Gardarobe
Choir

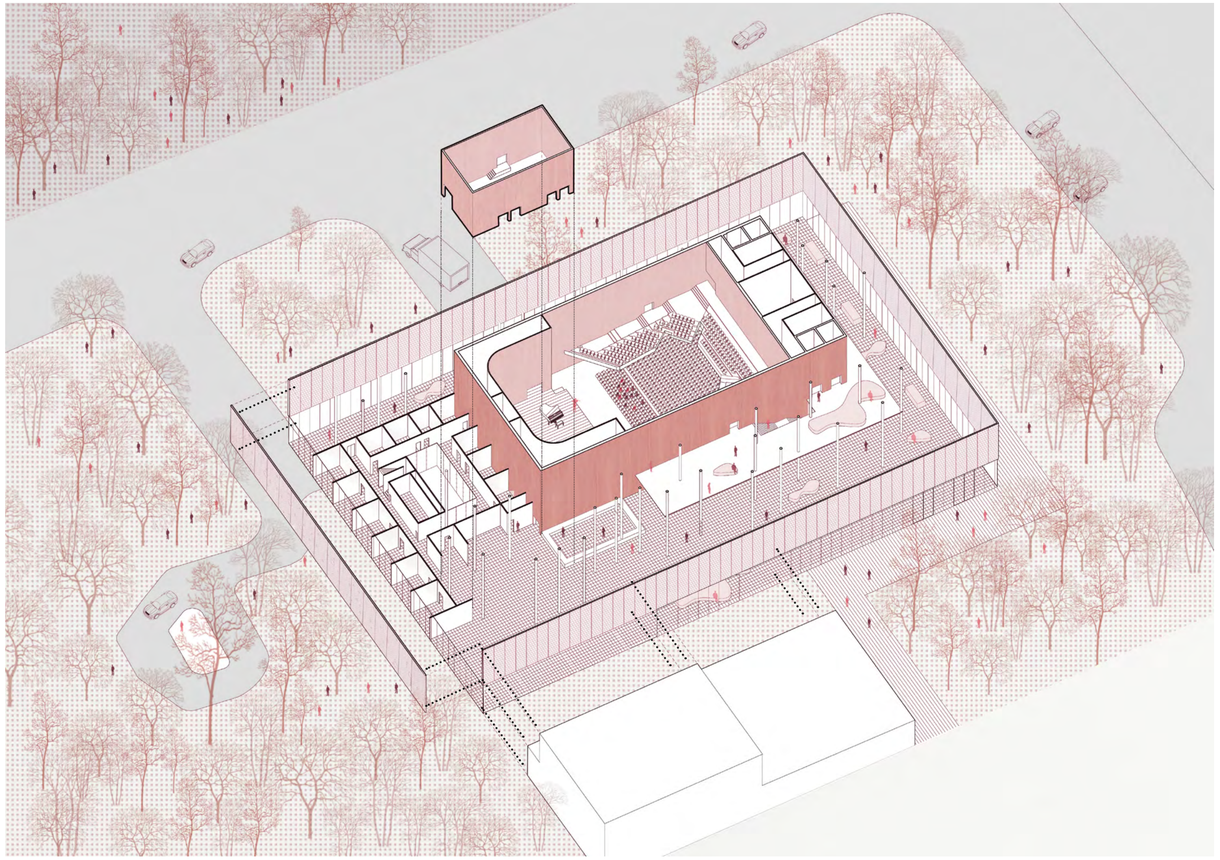









09

Architecture Photography Samples

Architecture has always accompanied me throughout my career—sometimes as a professional pursuit, other times as a personal passion. Whether working on commissioned projects or sketching concepts in my free time, maintaining an architectural portfolio has remained a constant thread, reflecting both my growth and ongoing curiosity in the field.





Manuel Emad Gamal Ragheb
manuel.rgheb@yahoo.com
213 317 9438
720 S. Wells Street
60607 Chicago IL.
United States of America